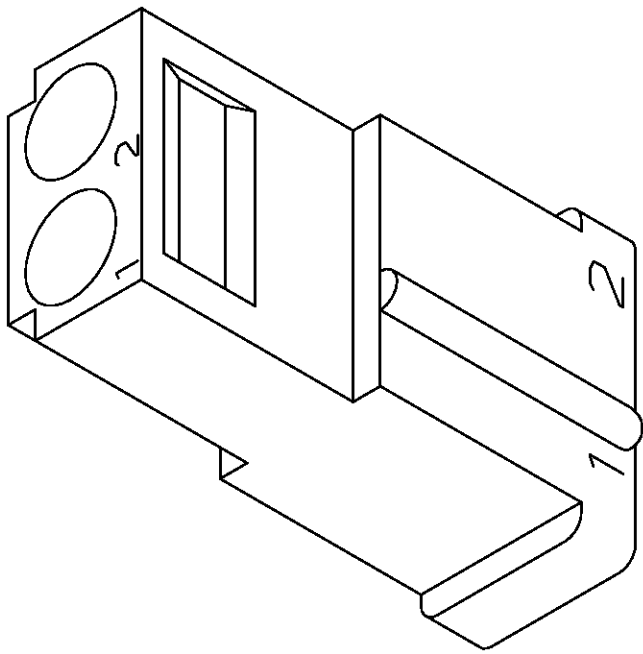
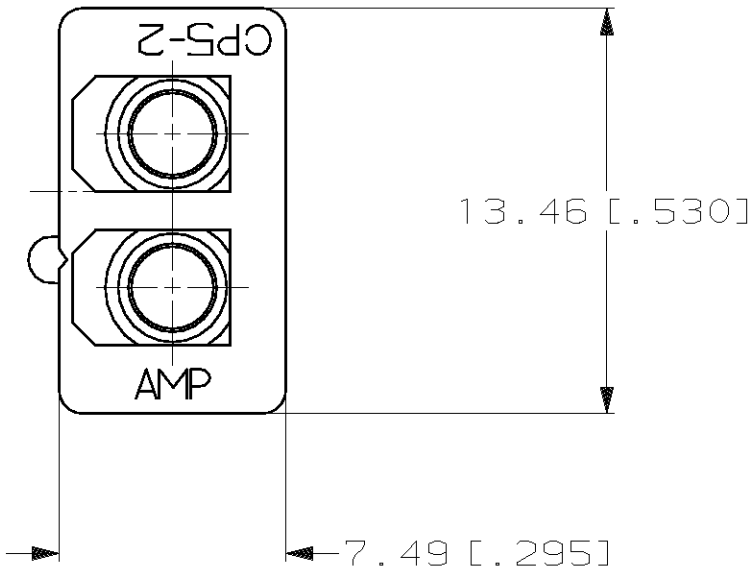
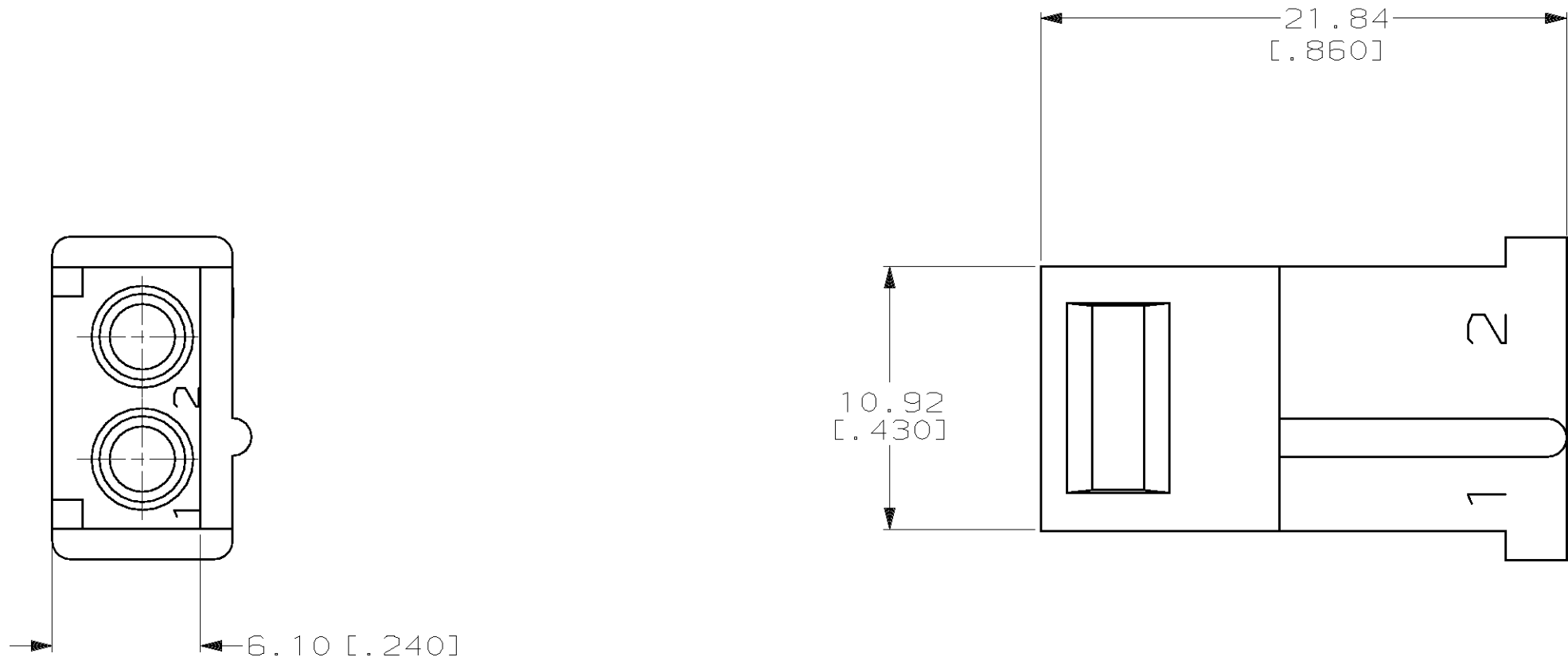
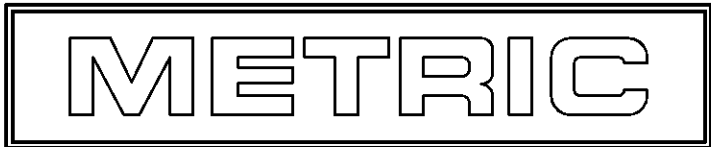


LOC	DIST	P	F	REVISIONS			DATE	APPD
				ZONE	LTR	DESCRIPTION		
CM	53				N	REV PER EC 0L30-0095-96	11-6-96	JH R5

1. THIS PLUG TO BE USED WITH CAP NO. 480319.
2. TO BE USED WITH APPROPRIATE COMMERCIAL MATE-N-LOK™ SOCKETS.
3. DIMENSIONS IN BRACKETS ARE IN INCHES.



3-DIMENSIONAL MODELS
NTS



THIS DRAWING IS A CONTROLLED DOCUMENT FOR AMP INCORPORATED. IT IS SUBJECT TO CHANGE AND THE CONTROLLING ENGINEERING ORGANIZATION SHOULD BE CONTACTED FOR THE LATEST REVISION.

BLACK	1-480318-9
NATURAL	1-480318-0
COLOR	PART NO

DO NOT SCALE PRINT. UNLESS SPECIFIED DIMENSIONS IN mm [INCHES] TOLERANCES ON : 2 PLC DEC ± 0.13[.005] 3 PLC DEC ± - ANGLES ± -	DR 2-02-95 B. LEWIS	NAME PLUG 2 CIRCUIT, COMMERCIAL MATE-N-LOK™
	CHK 2-02-95 R. SWING	
	APPD 2-09-95 C. MARTIN	
	APPD 2-09-95 C. MARTIN	
MATERIAL UL94V-2,NYLON	PRODUCT SPEC -	SIZE CAGE CODE DRAWING NO
FINISH -	APPLICATION SPEC -	
	WEIGHT -	

AMP AMP Incorporated Harrisburg, PA 17105-3608		
C-480318		
SCALE 4:1	SHEET 1 OF 1	