


MICROPROCESSOR CRYSTALS

LOW FREQUENCY, CERAMIC SURFACE MOUNT

ABC2 and ABC25



FEATURES:

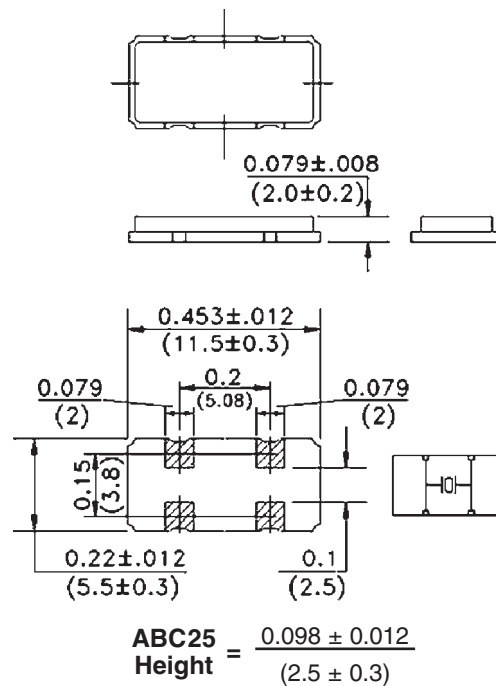
- Low Frequency in small size SMD, ideal for application to high density circuit boards.
- Excellent environmental and heat resisting due to the ceramic package.
- Extended temperature -40 °C to +85 °C for industrial applications.

APPLICATIONS:

- Wide range in communication equipment, measuring equipment.
- Commercial and Industrial applications.

STANDARD SPECIFICATIONS

Frequency Range	3.5 MHz - 30 MHz
Operation Mode	Fundamental, AT
Operating Temperature	-10°C to + 60° C (See Options)
Storage Temperature	-55°C to + 125° C
Frequency Tolerance @ 25°C	±50 ppm max. (See Options)
Frequency Stability over Temp.	±50 ppm max. (See Options)
Equivalent Series Resistance (ESR) Maximum	200 Ω for 3.5 MHz < F < 4.0 MHz 150 Ω for 4.0 MHz < F < 6.0 MHz 100 Ω for 6.0 MHz < F < 10.0 MHz 80 Ω for 10 MHz < F < 14.0 MHz 50 Ω for 14 MHz < F ≤ 30 MHz
Shunt Capacitance C ₀	7 pF max.
Load Capacitance C _L	16pF (See Options)
Drive Level	100μW max.
Aging @ 25° C First Year	± 5 ppm max.
Insulation Resistance	500 MΩ min. at 100 Vdc ± 15V



Dimensions: Inches (mm)

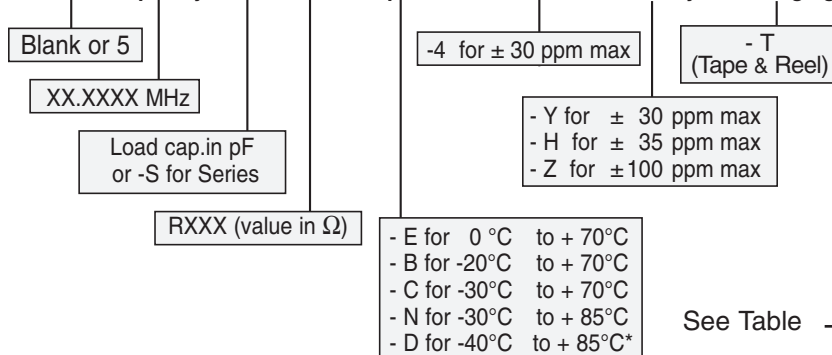
Please see environmental, and mechanical specifications on page 68, Group 2.

Marking, see page 76.

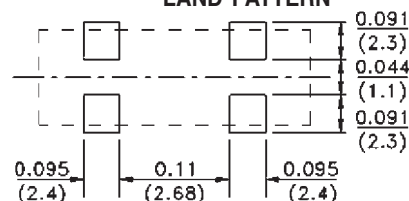
Tape and Reel, see pages 74-75 (1,000 pcs/reel).

ORDERING OPTIONS

ABC2X - Frequency - CL - ESR - Temperature - Tolerance - Stability - Packaging



RECOMMENDED LAND PATTERN



TEMPERATURE TABLE FOR -D

FREQUENCY (MHz)	Δ F/F (ppm) MAX.
3.5 - 3.999	±150
4.0 - 5.999	±100
6.0 - 9.999	± 80
10.0 - 30.00	± 60

See Table →

ABRACON IS
ISO 9001 / QS 9000
CERTIFIED

NOTE: Left blank if standard • All specifications and markings subject to change without notice

29 Journey • Aliso Viejo, CA 92656 • USA
(949) 448-7070 • FAX: (949) 448-8484

E-MAIL: abinfo@abracon.com • INTERNET ADDRESS: www.abracon.com

