



MEAN WELL

SWITCHING POWER SUPPLY

ISO-9001 CERTIFIED
MANUFACTURER

AD-155 SERIES

- .LOW COST, HIGH RELIABILITY
- .105°C OUTPUT CAPACITOR
- .INTERNATIONAL AC INPUT RANGE
- .HIGH EFFICIENCY, LOW WORKING TEMPERATURE
- .SOFT-START CIRCUIT, LIMITING AC SURGE CURRENT
- .SHORT CIRCUIT, OVERLOAD, OVER VOLTAGE PROTECTED
- .COMPACT SIZE, LIGHT WEIGHT
- .100% FULL LOAD BURN-IN TEST
- .BUILT IN EMI FILTER, LOW RIPPLE NOISE

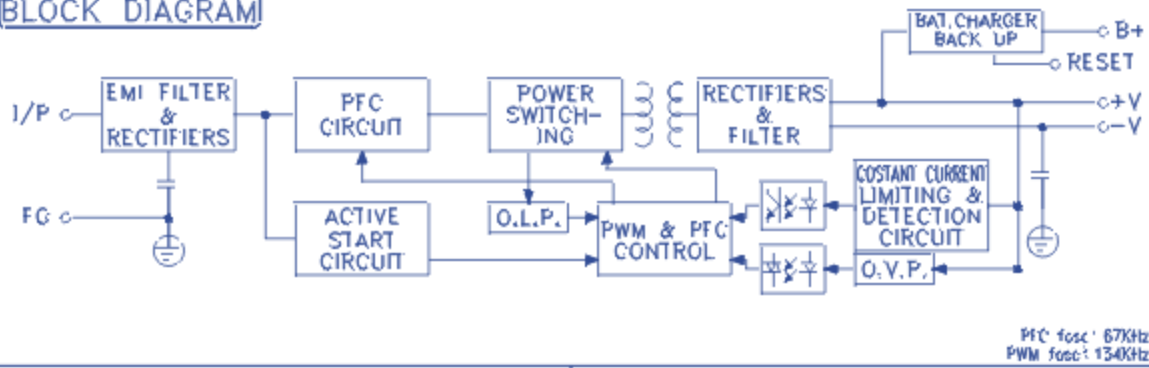


MODEL	AD-155A		AD-155B		AD-155C	
	CH1	CH2	CH1	CH2	CH1	CH2
DC OUTPUT VOLTAGE	13.8V	13.3V	27.6V	27.1V	54V	53.5V
OUTPUT V. TOLERANCE	± 2%	-----	± 1%	-----	± 1%	-----
OUTPUT RATED CURRENT	10.5A	0.5A	5A	0.5A	2.7A	0.2A
OUTPUT CURRENT RANGE	0-11.5A	0-0.5A	0-5.5A	0-0.5A	0-2.7A	0-0.5A
RIPPLE & NOISE	150mVp-p	-----	150mVp-p	-----	240mVp-p	-----
LINE REGULATION	± 0.5%	-----	± 0.5%	-----	± 0.5%	-----
LOAD REGULATION	± 0.5%	-----	± 0.5%	-----	± 0.5%	-----
DC OUTPUT POWER	151.55W		151.55W		156.5W	
EFFICIENCY	80%		84%		84%	
DC VOLTAGE ADJ.	CH1:12-14.5V		CH1:24-29V		CH1:48-58V	
INPUT VOLTAGE RANGE	88~264VAC 47~63Hz; 124~370VDC					
AC CURRENT	2.5A/115V 1.5A/230V					
INRUSH CURRENT	COLD START 20A/115V 40A/230V					
LEAKAGE CURRENT	<1mA/240VAC					
OVERLOAD PROTECTION	CH1:105%~135% CH2:0.51~0.9A TYPE:CONSTANT CURRENT LIMITING RESET:AUTO RECOVERY					
OVER VOLTAGE PROTECTION	CH1:115%~135% TYPE:SHUTDOWN					
BATTERY LOW PROTECTION	10V ± 0.8V		19.5V(+1.5V, -1V)		39V ± 2V	
TEMP. COEFFICIENT	± 0.03% / °C (0~50°C)					
SETUP, RISE, HOLD UP TIME	2s, 90ms, 16ms/115VAC 1s, 90ms, 20ms / 230VAC					
POWER FACTOR	PF>0.92					
VIBRATION	10~500Hz, 2G 10min./1cycle, PERIOD FOR 60min. EACH AXES					
WITHSTAND VOLTAGE	I/P-O/P:3KVAC I/P-FG:1.5KVAC O/P-FG:0.5KVAC					
ISOLATION RESISTANCE	I/P-O/P, I/P-FG, O/P-FG:500VDC / 100M Ohms					
WORKING TEMP., HUMIDITY	-10°C~+60°C(REFER TO OUTPUT DERATING CURVE), 20%~90% RH					
STORAGE TEMP., HUMIDITY	-20°C~+85°C, 10%~95% RH					
DIMENSION	199*110*50mm CASE:906					
WEIGHT	1Kg					
SAFETY STANDARDS	UL1950, TUV EN60950 APPROVED					
EMC STANDARDS	CISPR22(EN55022)CLASS B,EN61000-4-2,3,4,5,6,8,11;ENV50204,EN61000-3-2,-3					

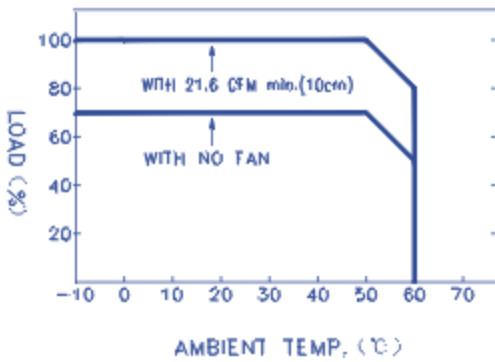
NOTE : 1.ALL PARAMETERS ARE SPECIFIED AT 230VAC INPUT, RATED LOAD, 25°C 70% RH. AMBIENT.
2.TOLERANCE : INCLUDE SET UP TOLERANCE, LINE REGULATION, LOAD REGULATION.
3.RIPPLE & NOISE ARE MEASURED AT 20MHz BY USING A 12" TWISTED PAIR TERMINATED WITH A 0.1uF & 47uF CAPACITOR.
4.LINE REGULATION IS MEASURED FROM LOW LINE TO HIGH LINE AT RATED LOAD.
5.LOAD REGULATION IS MEASURED FROM 20% TO 100% RATED LOAD, AND OTHER OUTPUT AT 60% RATED LOAD.
6.EACH OUTPUT PROVIDE UP TO MAXIMUM CURRENT, BUT TOTAL LOAD CAN NOT EXCEED MAX. OUTPUT POWER.

2001-08-20

BLOCK DIAGRAM

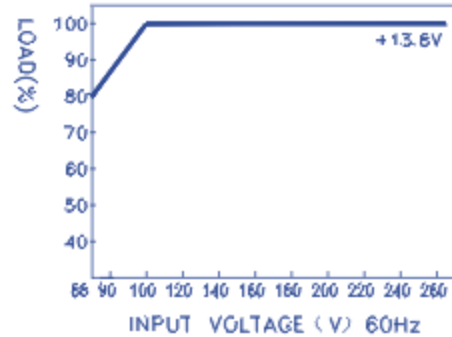


OUTPUT DERATING VS T_a



OUTPUT DERATING VS INPUT VOLTAGE

MODEL: AD-155A



DIMENSION (mm)

- ☒ CASE : 906
- ☒ TERMINAL PIN NO. ASSIGNMENT
- ☒ PIN 1,2 : AC INPUT
- ☒ PIN 3 : FG \oplus
- ☒ PIN 4 : NC
- ☒ PIN 5 : BAT. +
- ☒ PIN 6 : BAT. - /COM
- ☒ PIN 7 : DC OUTPUT COM
- ☒ PIN 8 : DC OUTPUT +V

