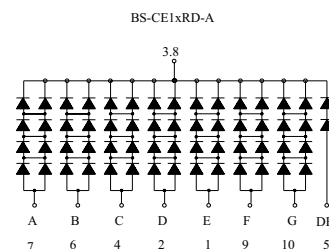
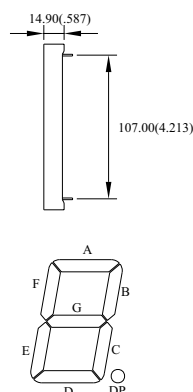
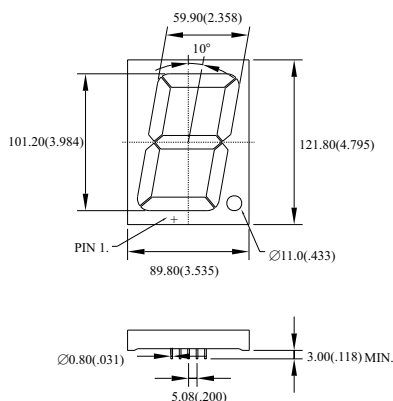


SINGLE DIGIT LED DISPLAYS

	Part No.		Chip		Absolute Maximum Ratings				Electro-optical Data(At 10mA)			Drawing No.
Digit Size	Common Anode	Common Cathode	Material/Emitted Color	Peak Wave Length λ_p (nm)	$\Delta \lambda$ (nm)	Pd (mw)	If (mA)	Ifp (mA)	Vf (v)		Iv. Typ. Per.Seg. (mcd)	
									Typ.	Max.		
4.00" Single-Digit	BS-AE11RD-A	BS-CE11RD-A	GaAsP/Red	655	40	400	40	200	8.5	10.0	8.0	SD-63
	BS-AE15RD-A	BS-CE15RD-A	GaP/ Bright Red	700	90	200	15	50	11.0	12.5	9.0	
	BS-AE15RE-A	BS-CE15RE-A										
	BS-AE12RD-A	BS-CE12RD-A	GaP/ Green	568	30	390	30	150	11.0	12.5	13.0	
	BS-AE13RD-A	BS-CE13RD-A	GaAsP/GaP/ Yellow	585	35	390	30	150	11.0	12.5	10.0	
	BS-AE14RD-A	BS-CE14RD-A	GaAsP/GaP/ Hi-Eff.Red	635	45	390	30	150	11.0	12.5	13.0	
			GaAsP/GaP/ Orange									
	BS-AE16RD-A	BS-CE16RD-A	GaAlAs/ SH Super Red	660	20	390	30	150	8.5	12.5	20.0	
BS-AE1FRD-A	BS-CE1FRD-A	GaAlAs/ DDH Super Red	660	20	390	30	150	10.0	12.5	25.0		
5.00" Single-Digit	BS-AG01RD	BS-CG01RD	GaAsP/Red	655	40	800	40	200	16.0	20.0	15.0	SD-64
	BS-AG05RD	BS-CG05RD	GaP/ Bright Red	700	90	375	15	50	21.0	25.0	18.0	
	BS-AG05RE	BS-CG05RE										
	BS-AG02RD	BS-CG02RD	GaP/ Green	568	30	750	30	150	21.0	25.0	25.0	
	BS-AG03RD	BS-CG03RD	GaAsP/GaP/ Yellow	585	35	750	30	150	20.0	25.0	20.0	
	BS-AG04RD	BS-CG04RD	GaAsP/GaP/ Hi-Eff.Red	635	45	750	30	150	19.0	25.0	22.0	
			GaAsP/GaP/ Orange									
	BS-AG06RD	BS-CG06RD	GaAlAs/ SH Super Red	660	20	750	30	150	17.0	25.0	30.0	
BS-AG0FRD	BS-CG0FRD	GaAlAs/ DDH Super Red	660	20	750	30	150	20.0	25.0	40.0		

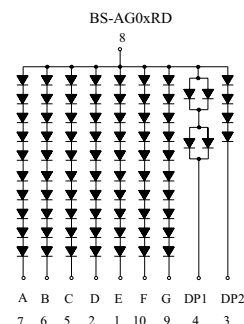
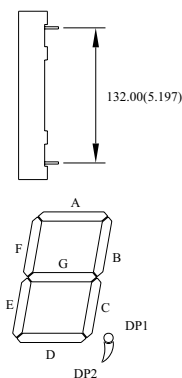
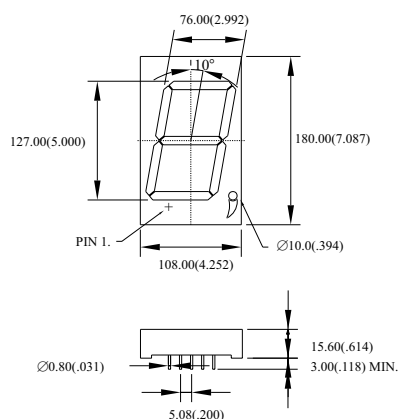
SD-63

BS-AE1xRD-A



SD-64

BS-AG0xRD



NOTES: 1.All Dimensions are in millimeters(inches).
3.Specifications are subject to change without notice.

2.Tolerance is $\pm 0.25\text{mm}(0.010")$.
4.NP:No Pin. 5.NC:No Connect.