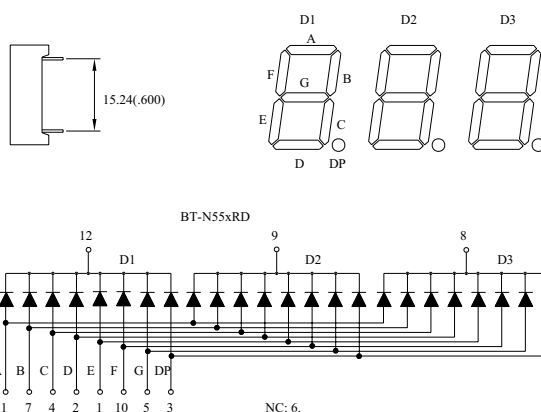
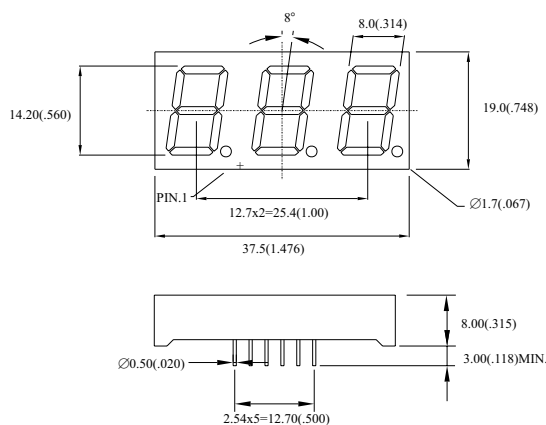


THREE DIGIT LED DISPLAYS

Digit Size	Part No.		Chip		Absolute Maximum Ratings				Electro-optical Data(At 10mA)			Drawing No.
	Common Anode	Common Cathode	Material/Emitted Color	Peak Wave Length λ_p (nm)	$\Delta \lambda$ (nm)	Pd (mw)	If (mA)	Ifp (mA)	Vf (v)		Iv. Typ. Per.Seg. (mcd)	
									Typ.	Max.		
0.56" Three-Digit	BT-M551RD	BT-N551RD	GaAsP/Red	655	40	80	40	200	1.7	2.0	0.6	TD-11
	BT-M555RD	BT-N555RD	GaP/ Bright Red	700	90	40	15	50	2.2	2.5	1.2	
	BT-M555RE	BT-N555RE										
	BT-M552RD	BT-N552RD	GaP/ Green	568	30	80	30	150	2.2	2.5	3.0	
	BT-M553RD	BT-N553RD	GaAsP/GaP/ Yellow	585	35	80	30	150	2.1	2.5	2.0	
	BT-M554RD	BT-N554RD	GaAsP/GaP/ Hi-Eff.Red	635	45	80	30	150	2.0	2.5	3.0	
			GaAsP/GaP/ Orange									
	BT-M556RD	BT-N556RD	GaAlAs/ SH Super Red	660	20	80	30	150	1.7	2.5	6.0	
BT-M55DRD	BT-N55DRD	GaAlAs/ DH Super Red	660	20	80	30	150	1.7	2.5	7.0		
0.80" Three-Digit	BT-M811RD	BT-N811RD	GaAsP/Red	655	40	80	40	200	1.7	2.0	1.3	TD-12
	BT-M815RD	BT-N815RD	GaP/ Bright Red	700	90	40	15	50	2.2	2.5	1.6	
	BT-M815RE	BT-N815RE										
	BT-M812RD	BT-N812RD	GaP/ Green	568	30	80	30	150	2.2	2.5	3.2	
	BT-M813RD	BT-N813RD	GaAsP/GaP/ Yellow	585	35	80	30	150	2.1	2.5	2.2	
	BT-M814RD	BT-N814RD	GaAsP/GaP/ Hi-Eff.Red	635	45	80	30	150	2.0	2.5	3.2	
			GaAsP/GaP/ Orange									
	BT-M816RD	BT-N816RD	GaAlAs/ SH Super Red	660	20	80	30	150	1.7	2.5	7.5	
BT-M81DRD	BT-N81DRD	GaAlAs/ DH Super Red	660	20	80	30	150	1.7	2.5	12.5		

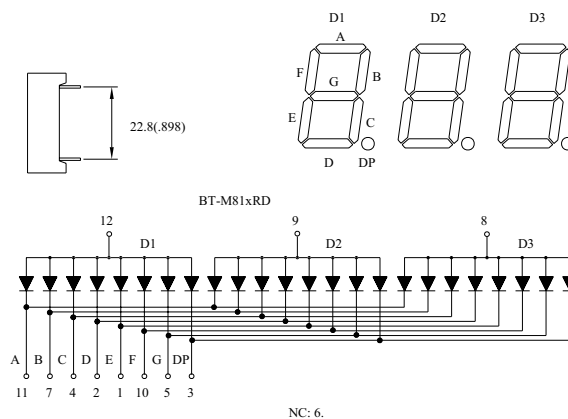
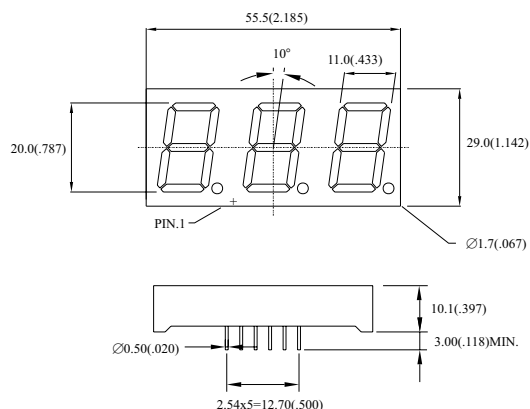
TD-11

BT-M₅₅xRD



TD-12

BT-M₈₁xRD



NOTES: 1.All Dimensions are in millimeters(inches)
3.Specifications are subject to change without notice.

2.Tolerance is $\pm 0.25\text{mm}(.010")$.
4.NP:No Pin. 5.NC:No Connect.