

C/A-2570X 0.7INCH, 5 X 7 DOT MATRIX DISPLAY


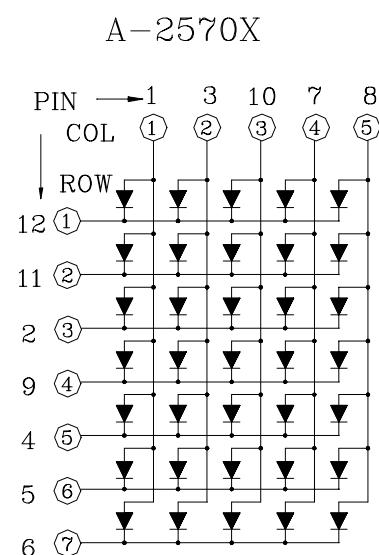
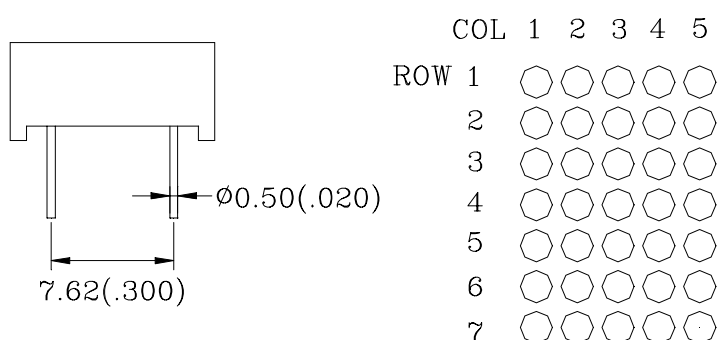
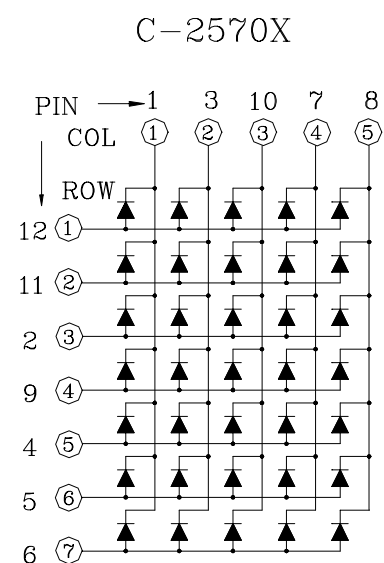
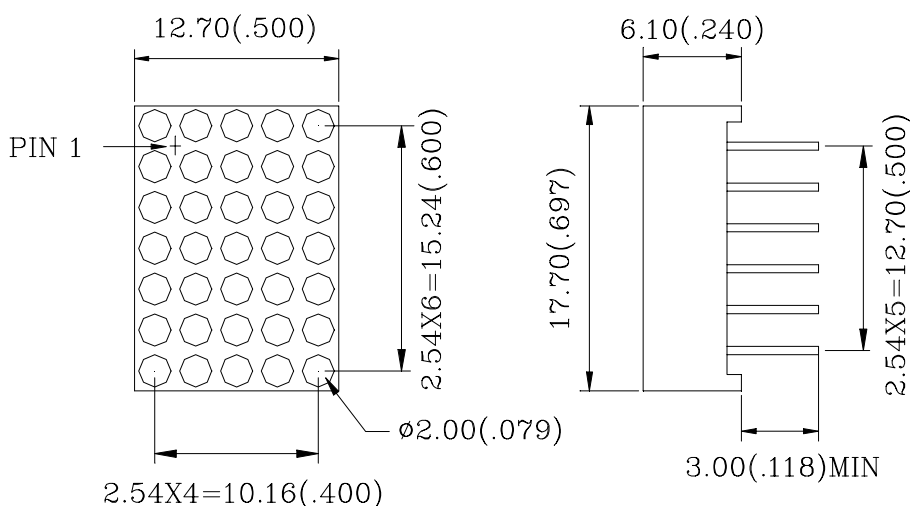
Shape	Part No.		Chip		Wave Length λ_p (nm)	Electro-Optical Characteristics			Fig. No.
	Common Cathode	Common Anode	Raw Material	Emitted Color		Vf(V)20mA		Iv(ucd)10mA	
						Typ.	Max.	Typ.	
	C-2570H	A-2570H	GaP	Red	700	2.1	2.8	600	D84
	C-2570E	A-2570E	GaAsP/GaP	Hi.effi Red	635	2.0	2.8	2800	
	C-2570G	A-2570G	GaP	Green	565	2.1	2.8	2600	
	C-2570Y	A-2570Y	GaAsP/GaP	Yellow	585	2.1	2.8	2600	
	C-2570SR	A-2570SR	GaAlAs	Super Red	660	1.8	2.4	7000	

Fig.D84



1.All dimension are in millimeters (inches).

2.Tolerance is ± 0.25 mm (0.01") unless otherwise specified.