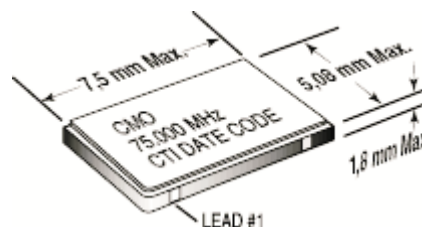


5V 5x7mm Surface Mount Crystal Clock Oscillators

- TTL/CMOS Compatible
- Tri-State Feature for Auto Test Systems
- Tape & Reel Packaging
- ± 20 ppm Available - Please Contact Factory



ELECTRICAL SPECIFICATIONS

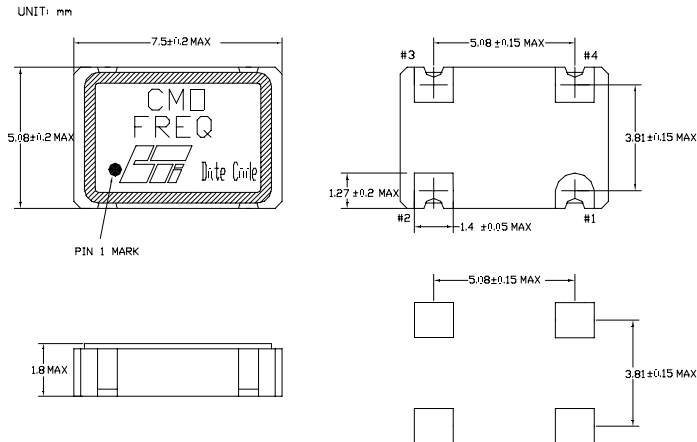
MODEL	CMO5		
Frequency Range (MHz)	1.5 to 156.250		
Frequency Stability (ppm)			
Overall (Typical)	Inclusive of calibration, temperature, voltage, load, shock,vibration, aging		
0°C to 70°C	±25		
-40°C to +85°C	±50		
Temperature Range (°C)			
Operating	-40°C to +85°C		
Storage	-40°C to +125°C		
Supply Voltage (V)	+5.0 ±10%		
Input Current (mA)	1.5MHz to 30MHz	>30MHz to 50MHz	>50MHz to 156.250MHz
	<10	<30	<50
Symmetry (%) TTL/CMOS	45/55		
Transistion Times	1.5MHz to 50MHz		>50MHz to 156.250MHz
Rise Time (ns)	<5		<3
Fall Time (ns)	<5		<3
Load	10TTL/15pF		
“0” Level (VOL)	0.5V		
“1” Level (VOH)	2.4V/4.5V		
Start up Time (ms)	<10		

PART NUMBERING GUIDE

CMO5XXXX - Specify Frequency

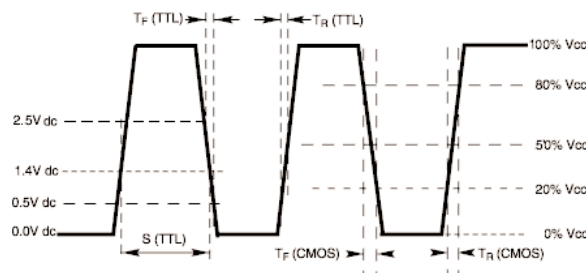
- "C" = CMOS
- "T" = TTL
- "Blank" = 0°C to 70°C Operating Temp.
- "M" = -40°C to 85°C Operating Temp.
- "A" = ± 25 ppm (-40°C to 85°C Excluding Aging)
- "B" = ± 50 ppm
- "C" = ± 100 ppm
- "D" = ± 20 ppm Excluding Aging (Contact Factory)
- "Blank" = Fixed Frequency
- "E" = Tri-State

5V 5x7mm Surface Mount Crystal Clock Oscillators

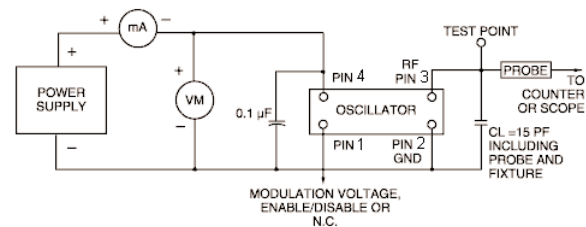


PIN	FUNCTION
1	N/C / Tri-State
2	Ground
3	Output
4	+ V _{CC}

OUTPUT WAVEFORM



TEST CIRCUIT DIAGRAM



MECHANICAL AND ENVIRONMENTAL SPECIFICATIONS

TEST METHODS	REFERENCE PROCEDURES	DESCRIPTION
Temperature Cycle	MIL-STD-883, Mtd 1010, Cond. B	-55°C to +125°C; Air-to-Air; 100 cycles; 10 min. dwell
Mechanical Shock	MIL-STD-883, Mtd 2002, Cond. B	1500 g's
Vibration	MIL-STD 883, Mtd 2007, Cond. B	20-2000 Hz; 0.06 inch; 15g's; 3 planes
Humidity Steady State	MIL-STD-202, Mtd 103	40°C; 90%-95% R.H.; 56 days
Thermal Shock	MIL-STD-883, Mtd 1011.7 Cond. B	100°C to 0°C; Water-to-Water; 15 cycles
Electrostatic Discharge	MIL-STD-883, Mtd 3015 Class II	2 KV to 4 KV Threshold
Solderability	MIL-STD-883, Mtd 2022.2	Solder dip; Meniscograph Criteria
Hermeticity	MIL-STD-883, Mtd 1014.8, Cond. A1	Mass spectro. 2 x 10 ⁻⁸ atmos. CC/sec He
Resistance to Soldering	MIL-STD-202, Mtd 210D, Cond. J	235°C; 30 seconds
Lead Integrity	MIL-STD-883, Mtd 2004.5, Cond. A, B1	Lead tension & bend stress
Marking Permanence	MIL-STD-883, Mtd 2015.8	Resistance to solvents
Life Test	MIL-STD-883, Mtd 1005.6	125°C, powered, 1000 hours minimum