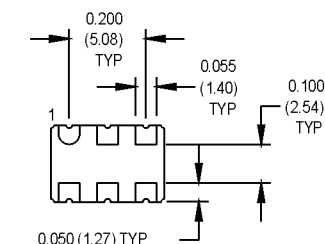
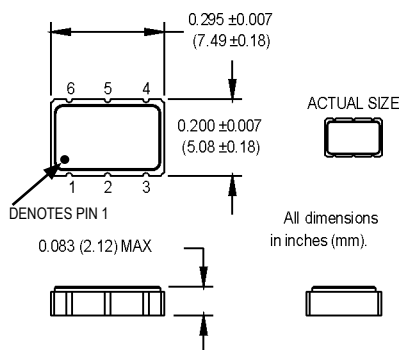

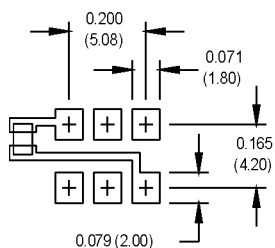


CMV & CMV3 Series

5x7 mm, 5.0 or 3.3 Volt, CMOS, VCXO



SUGGESTED SOLDER PAD LAYOUT



Pin Connections

PIN	FUNCTION
1	Control Voltage
2	Tristate
3	Ground & Gnd Plane
4	Output
5	N/C
6	+Vdd

Ordering Information

	CMV/CMV3	X	X	00.0000 MHz
Product Series				
CMV = 5.0 Volt				
CMV3 = 3.3 Volt				
Symmetry/Logic Compatibility				
Blank: 40%/60% CMOS				
C: 45%/55% CMOS				
Temperature Range				
Blank: 0°C to +70°C				
M: -40°C to +85°C				
Frequency (customer specified)				

PARAMETER	Symbol	Min.	Typ.	Max.	Units	Condition/Notes
Frequency Range	F	2		52	MHz	
Operating Temperature	T _A	(See Ordering Information)				
Storage Temperature	T _S	-55		+125	°C	
Frequency Stability Overall	ΔF/F	Inclusive of Calibration, Temperature, Voltage, Load, and Aging				
0°C to +70°C			±25		ppm	
-40°C to +85°C			±40		ppm	
Aging						
1st Year		-3		+3	ppm	
Thereafter (per year)		-1		+1	ppm	
Pullability/APR						
2,000 to 45,000 MHz			±120		ppm	
45,001 to 52,000 MHz			±90		ppm	
Control Voltage	V _C	0.5	2.5	4.5	V	CMV
		0.3	1.65	3.0	V	CMV3
Linearity				5	%	Positive Monotonic Slope
Modulation Bandwidth	f _m	20			kHz	±3dB
Input Impedance	Z _{in}	50k			Ohms	@ 10 kHz
Input Voltage	V _{DD}	4.5	5.0	5.5	V	CMV
		3.0	3.3	3.6	V	CMV3
Input Current	I _{DD}			30	mA	
Output Type						HCMOS
Load				15	pF	HCMOS
Symmetry (Duty Cycle)		(See Ordering Information)				@ 50% V _{DD}
Logic "1" Level	V _{OH}	V _{DD} -0.5			V	
Logic "0" Level	V _{OL}			0.5	V	
Output Current				20	mA	
Rise Time	T _r			5	ns	20% to 80% V _{DD} , CL=15pF
Fall Time	T _f			5	ns	80% to 20% V _{DD} , CL=15pF
Tri-state Function		Input Logic "1" or floating: output active Input Logic "0": output disables to high-Z				
Start up Time				10	ms	
Phase Jitter @ 26 MHz	φ _J		4		ps RMS	Integrated 12 kHz - 20 MHz
Phase Noise (Typical) @ 26 MHz	10 Hz	100 Hz	1 kHz	10 kHz	100 kHz	Offset from carrier dBc/Hz
	-65	-95	-115	-130	-140	

MtronPTI reserves the right to make changes to the product(s) and service(s) described herein without notice. No liability is assumed as a result of their use or application.

Please see www.mtronpti.com for our complete offering and detailed datasheets. Contact us for your application specific requirements: MtronPTI 1-800-762-8800.