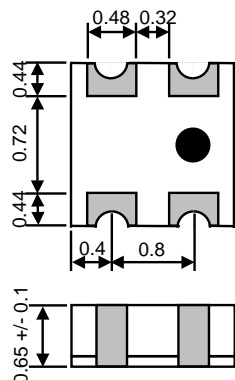


EHFFD1629

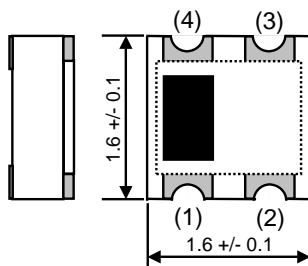
1.8GHz 1:1 Balun

[Dimensions] Unit: mm

<Bottom & Side view>



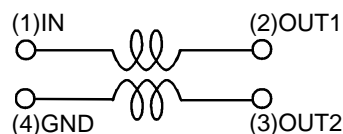
<Top view>



[Pin assignment]

No.	
1	IN
2	OUT1
3	OUT2
4	GND

[Equivalent circuit]

[Characteristics] $T_a = -30 \dots +85 \text{ degC}$

Item	Condition	Spec.	Unit
Frequency range		1700-2000	MHz
Insertion loss	Back to back	0.8 max	dB
Amplitude balance	50/50	1.5 max	dB
Phase balance	50/50	180+/-10	deg
Impedance	IN/OUT	50/50	ohm
Unbalance port VSWR	50/50	2.5 max	-
Remark	DC bias must be 0V.		-

(Note) This product does not include a DC-cutting device.

Application of a DC voltage between the Balance port and the Unbalance port may cause product deterioration or breakage.

[Test circuit diagram]

Fig. 1

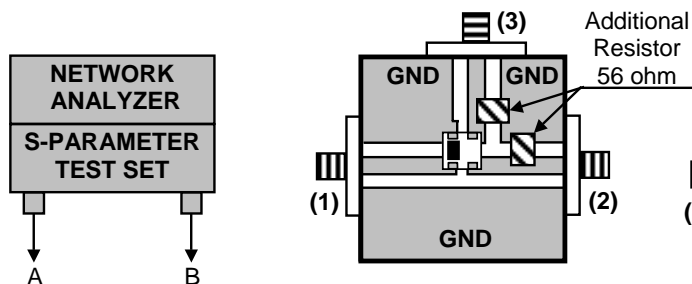
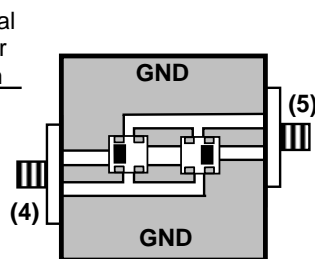


Fig. 2



Item	Circuit	Port A	Port B	50 ohm	Remark
Insertion loss (IL)	Fig. 2	(4)	(5)	-	for a device is (IL)/2.
Loss 1	Fig. 1	(1)	(2)	(3)	Amplitude balance = Loss 1 - Loss 2
Loss 2	Fig. 1	(1)	(3)	(2)	
Phase 1	Fig. 1	(1)	(2)	(3)	Phase balance = Phase 1 - Phase 2
Phase 2	Fig. 1	(1)	(3)	(2)	
Unbalance port VSWR	Fig. 1	(1)	(2)	(3)	