



DESCRIPTION

The ES4408 Processor is a single-chip solution for a Digital Versatile Disc (DVD) player that integrates MPEG video decoding, DVD system navigation, Content Scrambling System (CSS), and Dolby™ Digital (AC-3) and MPEG audio decoding. The fully programmable ES4408 is based on a proprietary ESS architecture. It offers the best feature set in comparison to any currently existing DVD chip, and a glueless interface to various peripheral components. The ES4408 is the most cost effective solution in its class with an integration level and quality that set new benchmarks.

The ES4408 processor is capable of decoding Dolby™ Digital (AC-3) up to 5.1 channels or MPEG audio up to 7.1 channels simultaneously with MPEG-1 or MPEG-2 video. For embedded applications, the ES4408's internal RISC processor can be used in place of a microcontroller to provide all system control, DVD system navigation, CSS decryption, and many other features. On-chip, multi-tap filters provide arbitrary scaling with state of the art SmartScale™ technology useful for video standards conversion. SmartStream™ technology from ESS provides video error concealment and video post-processing, leading to the highest playability and video quality. Other features included in the ES4408 are video letterbox display, DVD Sub-Picture overlay, and On-Screen Display.

The ES4408 provides a glueless 8/16-bit parallel interface to many DVD servo/loaders. It connects directly with 8/16-bit ROM and 16-bit SDRAM/EDO. An 8-bit YUV video interface supports many TV encoders. General purpose auxiliary pins are provided to control various peripheral devices. A standard I²S interface supports popular audio DACs and ADCs. The ES4408 also features a direct S/PDIF output. Figure 1 shows a block diagram of a typical standalone system using the ES4408 with the glueless SDRAM interface.

The DVD system stream from a DVD disc is passed to the ES4408 through the 8-bit/16-bit parallel host interface. The ES4408 parses the system layer and demultiplexes the audio and video streams. Audio is decoded and passed through the I²S audio serial bus to an external audio DAC and then to the speakers. Video is decoded and output as YUV pixels to an NTSC or PAL video encoder. System control and housekeeping functions (keypad and remote control) are also provided on-chip.

FEATURES

- Single-Chip DVD video decoder in a 208-pin PQFP package
- Supports MPEG-1 system and MPEG-2 program streams
- Programmable multimedia processor architecture
- Compatible with Audio CD, VideoCD 1.1, 2.0, Interactive VCD 3.0, and Super VideoCD (SVCD)
- DVD Navigation 1.0
- Built-in Content Scrambling System (CSS)

Video

- Pan & Scan and Letter-Box conversions supported
- Trick modes such as Slow, Fast Forward, Fast Reverse, Step, and Goto supported
- On-chip subpicture unit (SPU) decoder supports remote control display functions
- On-chip 4-bit On-Screen Display (OSD) controller with 4-bit blending supports karaoke lyric and subtitle display functions.
- 8-bit YUV output

Audio

- Karaoke function
- Dolby™ Digital (AC-3) up to 5.1 channels or 2-channel downmix audio output for Dolby™ Pro Logic
- MPEG audio up to 7.1 channel
- Linear PCM streams for 48 KHz and up to 96 KHz
- S/PDIF audio output
- Supports 256/384/512 frame sync audio system clocks

Smart Technology

- SmartZoom™ for motion zoom and pan
- SmartScale™ for NTSC to PAL conversion and vice versa
- SmartStream™ for video error concealment

Peripheral

- Bidirectional I²S audio interface
- Independent audio bit clock for transmit and receive port
- Direct servo/loader interface
- Supports up to 4 MB of SDRAM and/or 4 MB of EDO DRAM
- 8 general-purpose auxiliary ports
- Single 27 MHz clock input
- Power management

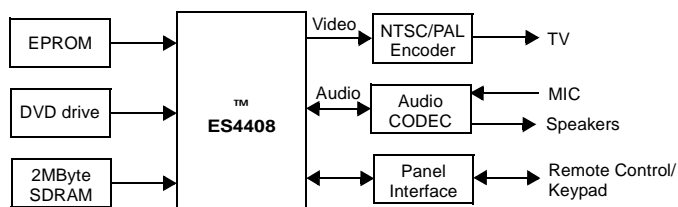


Figure 1 Typical ES4408 System Block Diagram.

PINOUT

Figure 2 shows the ES4408 device pinout.

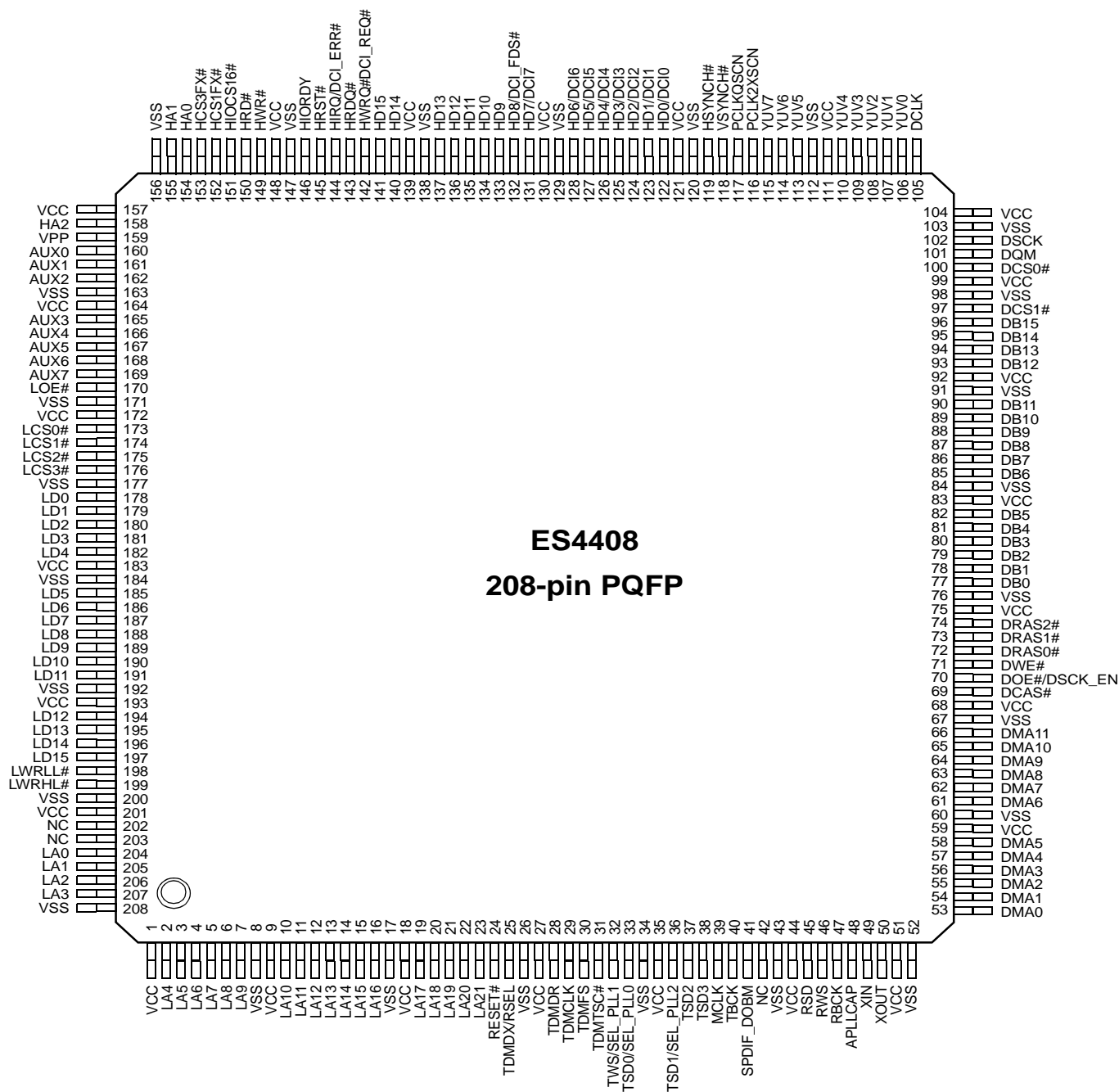


Figure 2 ES4408 Device Pinout

ES4408 PIN DESCRIPTION

Table 1 lists the pin descriptions for the ES4408.

Table 1 ES4408 Pin Descriptions

Name	Number	I/O	Definition															
VCC	1, 9, 18, 27, 35, 44, 51, 59, 68, 75, 83, 92, 99, 104, 111, 121, 130, 139, 148, 157, 164, 172, 183, 193, 201	I	3.65 V ± 150 mv.															
LA[21:0]	23:19, 16:10, 7:2, 207:204	O	Device address output.															
VSS	8, 17, 26, 34, 43, 52, 60, 67, 76, 84, 91, 98, 103, 112, 120, 129, 138, 147, 156, 163, 171, 177, 184, 192, 200, 208	I	Ground.															
RESET#	24	I	Reset input, active low.															
TDMDX	25	O	TDM transmit data.															
RSEL		I	ROM Select <table><tr><th>RSEL</th><th>Selection</th></tr><tr><td>0</td><td>8-bit ROM</td></tr><tr><td>1</td><td>16-bit ROM</td></tr></table>	RSEL	Selection	0	8-bit ROM	1	16-bit ROM									
RSEL	Selection																	
0	8-bit ROM																	
1	16-bit ROM																	
TDMDR	28	I	TDM receive data.															
TDMCLK	29	I	TDM clock input.															
TDMFS	30	I	TDM frame sync.															
TDMTSC#	31	O	TDM output enable, active low.															
TWS	32	O	Audio transmit frame sync.															
SEL_PLL[2:0]	33	I	Select PLL1. <table><tr><th>SEL_PLL2</th><th>SEL_PLL0</th><th>Clock Output</th></tr><tr><td>0</td><td>0</td><td>2.5 x DCLK</td></tr><tr><td>0</td><td>1</td><td>3 x DCLK</td></tr><tr><td>1</td><td>0</td><td>3.5 x DCLK</td></tr><tr><td>1</td><td>1</td><td>4 x DCLK</td></tr></table>	SEL_PLL2	SEL_PLL0	Clock Output	0	0	2.5 x DCLK	0	1	3 x DCLK	1	0	3.5 x DCLK	1	1	4 x DCLK
SEL_PLL2	SEL_PLL0	Clock Output																
0	0	2.5 x DCLK																
0	1	3 x DCLK																
1	0	3.5 x DCLK																
1	1	4 x DCLK																
TSD[3:0]	38,37,36,33	O	Audio transmit serial data port.															
MCLK	39	I/O	Audio master clock for audio DAC.															
TBCK	40	I/O	Audio transmit bit clock.															
SPDIF_DOBM	41	O	S/PDIF (IEC958) Format Output.															
RSD	45	I	Audio receive serial data.															
RWS	46	I	Audio receive frame sync.															
RBCK	47	I	Audio receive bit clock.															
APLLCAP	48	I	Analog PLL Capacitor.															
XIN	49	I	Crystal input.															
XOUT	50	O	Crystal output.															
DMA[11:0]	66:61, 58:53	O	DRAM address bus.															
DCAS#	69	O	Column address strobe, active low.															
DOE#	70	O	Output enable, active low.															
DSCK_EN		I	Clock Enable, active low.															
DWE#	71	O	DRAM write enable, active low.															
DRAS[2:0]#	74:72	O	Row address strobe, active low.															
DB[15:0]	96:93, 90:85, 82:77	I/O	DRAM data bus.															
DCS[1:0]#	97,100	O	SDRAM chip select [1:0], active low.															



Name	Number	I/O	Definition
DQM	101	O	Data input/output mask.
DSCK	102	O	Clock to SDRAM.
DCLK	105	I	Clock Input (27 MHz)
YUV[7:0]	115:113,110:106	O	8-bit YUV output.
PCLK2XSCN	116	I/O	2X pixel clock.
PCLKQSCN	117	I/O	Pixel clock.
VSYNCH#	118	I/O	Vertical sync for screen video interface, programmable for rising or falling edge, active low.
HSYNCH#	119	I/O	Horizontal sync for screen video interface, programmable for rising or falling edge, active low.
HD[15:0]	141:140,137:131,128:122	O	Host data bus
HCS1FX#	152	O	Host select 1.
HCS3FX#	153	O	Host select 3.
HIOCS16#	151	I	Device 16-bit data transfer.
HA[2:0]	158, 155:154	I/O	Host address bus.
VPP	159	I	5 V power supply.
HWR#/DCI_ACK#	149	I,O	Host write/DCI Interface Acknowledge Signal, active low.
HRD#/DCI_CLK	150	O,O	Host read/DCI Interface Clock.
HD[15:0]	141:140, 137:131, 128:122	I/O	Host data bus.
HWRQ#	142	O	Host write request.
HRDQ#	143	O	Host read request.
HIRQ	144	I/O	Host interrupt.
HRST#	145	O	Host reset.
HIORDY	146	I	Host I/O ready.
AUX[7:0]	169:165,162:160	I/O	Auxiliary ports.
LOE#	170	O	Device output enable, active low.
LCS[3:0]#	176:173	O	Chip select [3:0], active low.
LD[15:0]	197:194, 191:185, 182:178	I/O	Device data bus.
LWRLL#	198	O	Device write enable, active low.
LWRHL#	199	O	Device write enable, active low.
NC	37,38,42,203:202	—	No connect.

MECHANICAL DIMENSIONS

Figure 3 shows the mechanical dimensions for the ES4408.

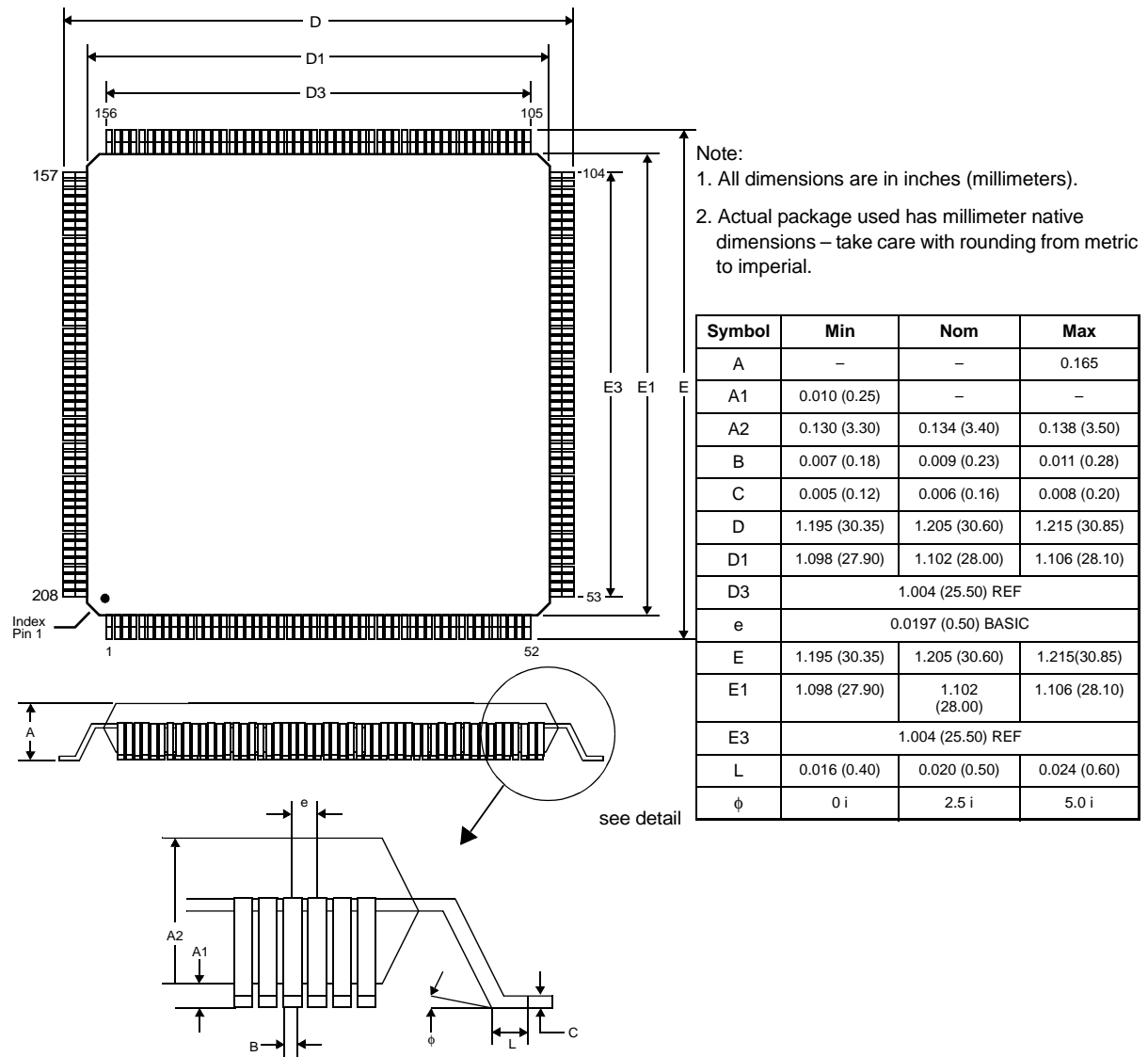


Figure 3 ES4408 Mechanical Dimensions

ORDERING INFORMATION

Part Number	Description	Package
ES4408	DVD Processor	208-pin PQFP



ESS Technology, Inc.
48401 Fremont Blvd.
Fremont, CA 94538
Tel: 510-492-1088
Fax: 510-492-1098

No part of this publication may be reproduced, stored in a retrieval system, transmitted, or translated in any form or by any means, electronic, mechanical, manual, optical, or otherwise, without the prior written permission of ESS Technology, Inc.

ESS Technology, Inc. makes no representations or warranties regarding the content of this document.

All specifications are subject to change without prior notice.

ESS Technology, Inc. assumes no responsibility for any errors contained herein.

(P) U.S. Patent 4,384,169 and others, other patents pending.

MPEG is the Moving Picture Experts Group of the ISO/IEC. References to MPEG in this document refer to the ISO/IEC JTC1 SC29 committee draft ISO 11172 dated January 9, 1992.

VideoDrive™, *SmartScale™*, *SmartZoom™* and *SmartStream™* are trademarks of ESS Technology, Inc. Dolby is a trademark of Dolby Laboratories, Inc.

H.261 refers to the International Standard described in recommendation H.261 of the CCITT Working Party 15-1.

All other trademarks are trademarks of their respective companies and are used for identification purposes only.

All other trademarks are owned by their respective holders and are used for identification purposes only.