

CRYDOM*Control over power*

Series EZ

5-18Amp • 120/240, 480 Vac • AC Output

- Low Leakage
- Quick Connect Terminals
- SCR Output
- 24V Control Available (EZE Models)

The Series EZ SPST-NO AC output relays offer a low profile package with the convenience of quick con-

nect terminals. The Series EZ is the preferred choice for replacement of 120V and 240V Electro-mechanical relays. Output consists of an SCR switch and is available in Zero-Cross and Random Turn-On (Phase Controlable) versions.

Manufactured in Crydom's ISO 9001 Certified facility for optimum product performance and reliability.

MODEL NUMBERS	AC CONTROL (120Vac) (24Vac)	EZ240A12 EZE240A12	EZ240A18 EZE240A18	EZ480A12 EZE480A12	EZ480A18 EZE480A18	
	DC CONTROL (5Vdc) (24Vdc)	EZ240D5	EZ240D12 EZE240D12	EZ240D18 EZE240D18	EZ480D12 EZE480D12	EZ480D18 EZE480D18
OUTPUT SPECIFICATIONS ①						
Operating Voltage (47-63 Hz) [Vrms]		24-280	24-280	24-280	48-660	48-660
Max. Load Current ④ [Arms]		5	12	18	12	18
Min. Load Current, [mArms]		150	150	150	150	150
Transient Overvoltage [Vpk]		600	600	600	1200	1200
Max. Surge Current, (16.6ms) [Apk]		40	150	200	150	200
Max. On-State Voltage Drop @ Rated Current [Vpk]		1.5	1.5	1.5	1.5	1.5
Thermal Resistance Junction to Case (R _{θJC}) [°C/W]		2.0	2.0	1.1	2.0	1.1
Maximum I ² t for Fusing, (8.3 msec.) [A ² sec]		95	95	170	95	170
Max. Off-State Leakage Current @ Rated Voltage [mArms] ⑤		0.1	0.1	0.1	0.1	0.1
Min. Off-State dv/dt @ Max. Rated Voltage [V/ μsec] ②		500	500	500	500	500
Max. Turn-On Time ⑥		1/2 Cycle (DC Input), 10.0 msec (AC Input)				
Max. Turn-Off Time		1/2 Cycle (DC Input), 40.0 msec (AC Input)				
Power Factor (Min.) with Max. Load		0.5	0.5	0.5	0.5	0.5

MODEL NUMBERS	DC CONTROL		AC CONTROL			
	Nominal Voltage	5Vdc	5Vdc	5Vdc	24Vdc	120Vac 24Vac
					EZE240D12 EZE240D18 EZ480D12 EZ480D18	EZ240A12 EZE240A18 EZ480A12 EZE480A18
		EZ240D05	EZ240D12 EZE240D18	EZ480D12 EZ480D18	EZ480D12 EZ480D18	EZ480A12 EZE480A18
Control Voltage Range		4-15 Vdc	3-15 Vdc	4-15 Vdc	15-32 Vdc	90-140 Vrms 18-36 Vrms
Max. Turn-On Voltage		4.0 Vdc	3.0 Vdc	4.0 Vdc	15.0 Vdc	90.0 Vrms 18.0 Vrms
Min. Turn-Off Voltage		1.0 Vdc	1.0 Vdc	1.0 Vdc	1.0 Vdc	10.0 Vrms 2.0 Vrms
Nominal Input Impedance		300 Ohms	300 Ohms	240 Ohms	1500 Ohms	10.6k Ohms 1.8k Ohms
Typical Input Current @ Nominal Voltage		13 mAdc	15 mAdc	15 mAdc	15 mAdc	10 mArms 10 mArms

GENERAL NOTES

©2002 CRYDOM CORP, Specifications subject to change without notice.

① All parameters at 25° C unless otherwise specified.

② Off-State dv/dt test method per EIA/NARM standard RS-443, paragraph 13.11.1

③ 240V, DC control models only, all others 2500Vrms.

④ Heat sinking required, for derating curves see page 2.

⑤ Off-State leakage for snubbed version (suffix S) is 10.0 mArms.

⑥ Turn-on time for random turn-on versions is 0.1 msec (DC Control Models).

FastFax Document No.160

SERIES EZ.

REV. 031802

PAGE 1 OF 2

For recommended applications and more information contact:

USA: Sales Support (877) 502-5500 **Tech Support** (877) 702-7700 **FAX** (619) 710-8540

Crydom Corp, 2320 Paseo de las Americas, Ste. 201, San Diego, CA 92154

Email: sales@crydom.com **WEB SITE:** http://www.crydom.com**UK:** +44 (0)1202 365070 • **FAX** +44 (0)1202 365090 Crydom International Ltd., 7 CobhamRoad, Ferndown Industrial Estate, Ferndown, Dorset BH21 7PE, **Email:** intsales@crydom.com.**GERMANY:** +49 (0)180 3000 506

CRYDOM

Control over power

Series EZ

5-18Amp • 120/240, 480 Vac • AC Output

GENERAL SPECIFICATIONS

Dielectric Strength	③ 50/60Hz Input/Output/Base	4000 Vrms*
Insulation Resistance (Min.)	@ 500 Vdc	10 ⁹ Ohm
Max. Capacitance Input/Output		8 pF
Ambient Operating Temperature Range		-40 to 80°C
Ambient Storage Temperature Range		-40 to 125°C

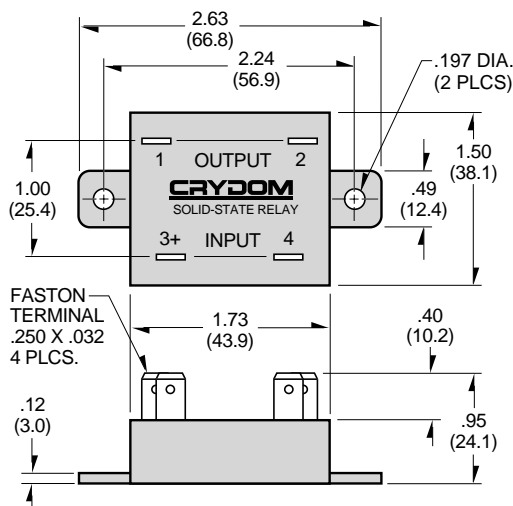
MECHANICAL SPECIFICATIONS

Weight: (typical)	1.5 oz. (43g)
Encapsulation:	Thermally Conductive Epoxy
Terminals:	.25 Inch Faston

AVAILABLE OPTIONS

- S** Internal Snubber
Example: **EZ240D12S**
- R** Random Turn-On Switching (240V Only)
Example: **EZ240D12R**, **EZ240D12RS**
EZ240D5R

*240V, DC Control Models Only.

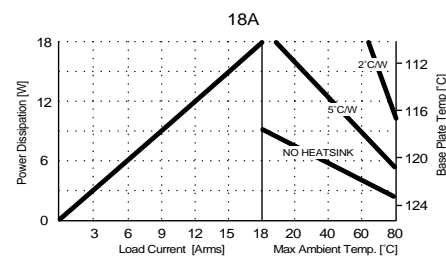
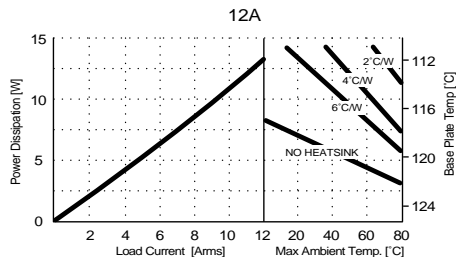
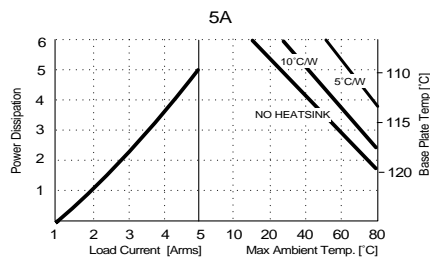


PIN 1: AC LOAD
PIN 2: AC LOAD
PIN 3: +DC CONTROL
PIN 4: -DC CONTROL

All dimensions are in inches (millimeters)

Crydom Heat Sinks offer excellent thermal management and are perfectly matched to the load current ratings of Crydom panel mount relays. Request Crydom's Heat Sink specification sheet for all the details.

CURRENT DERATING CURVES



APPROVALS

UL E116950
CSA LR81689
VDE 10139 UG (240V DC Control Only)



© 2002 CRYDOM CORP, Specifications subject to change without notice.

For recommended applications and more information contact:

USA: Sales Support (877) 502-5500 Tech Support (877) 702-7700 FAX (619) 710-8540

Crydom Corp, 2320 Paseo de las Americas, Ste. 201, San Diego, CA 92154

Email: sales@crydom.com WEB SITE: <http://www.crydom.com>

UK: +44 (0)1202 365070 • FAX +44 (0)1202 365090 Crydom International Ltd., 7 Cobham Road, Ferndown Industrial Estate, Ferndown, Dorset BH21 7PE, Email: intsales@crydom.com.

GERMANY: +49 (0)180 3000 506

