

HIGH SPEED C-MOS HCM1100 SERIES — 4 PIN DIP PACKAGE CRYSTAL CLOCK OSCILLATORS

T-50-23

OPTIONS

- OUTPUT LOGIC • FREQUENCY • STABILITY
- TEMPERATURE RANGE • SUPPLY VOLTAGE

SPECIFICATIONS

OUTPUT: HIGH SPEED C-MOS

OPERATING TEMP. RANGE: 0°C to +70°C

STORAGE TEMP. RANGE: -55°C to 125°C

SUPPLY VOLTAGE: 5.0 VDC, $\pm 10\%$

SUPPLY CURRENT: 60 mA MAX. @ 50 MHz
45 mA MAX. @ 30 MHz
30 mA MAX. @ 20 MHz
20 mA MAX. @ 10 MHz

DUTY CYCLE: 60/40%, at the 50% level

Tr, Tf: 5.0nS MAX, 10% to 90% Levels

V_{OH}: V_{CC}-0.2V MIN










V_{OL}: 0.2 V, MAX.

PIN CONNECTIONS

1	SEE OPTION CHART
7	GND / CASE
8	OUTPUT
14	V _{CC}

*.265" max. for frequencies above 100 MHz

ORDERING METHOD

STANDARD SERIES—HCMOS	ABSOLUTE STABILITY	OUTPUT OPTION					—	FREQUENCY
HCM1100	± .01%	OPT. #	DESCRIPTION	PIN 1 FUNC.	PIN 1	PIN 8	—	60 Hz to 50 MHz
HCM1114	± .05%	A	STANDARD	N.C.	N.C.			
HCM1115	± .1%	AD**	DUAL PHASE	OUTPUT				
HCM1144	± .0025%	AE**	ENABLE	INPUT				
HCM1145	± .005%	AF**	DUAL FREQ. ***	OUTPUT				
		AZ**	TRI-STATE	INPUT				

EXAMPLE

HCM1100	AE	—	40 MHz	Write "Screened" if screening to MIL-0-55310/16, Class B, Table II is required
---------	----	---	--------	--

NOTE: HCM1100AE-40.000000 MHz is a model number in above example selected with HC-MOS compatible output in 4-pin DIP package with glass stand offs, standard Pin Out, $\pm .01\%$ stability over 0°C to 70°C, and output disable capability.

**Not available above 50 MHz

***Pin 1 freq. is binarily derived from the pin 8 freq.

