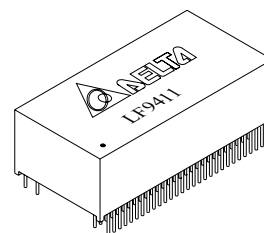




10/100/1000BASE-T VOICE IP MAGNETICS MODULES

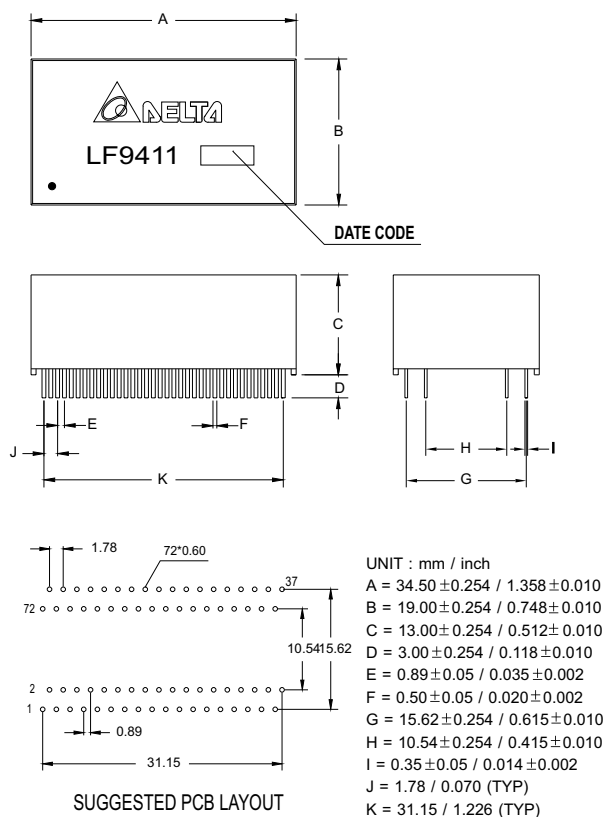
Networking Components



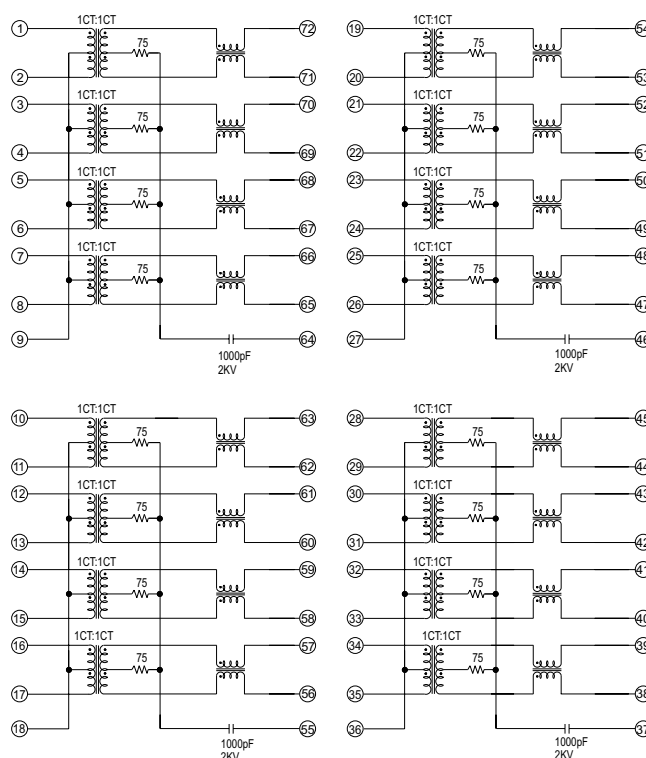
ELECTRICAL CHARACTERISTICS @25°C

Rise Time & Fall Time @5.0ns (Max), Hi-Pot Test @60Sec, 1500Vrms, OCL @8mA DC Bias 350uH (Min)													
Model	Insertion Loss (dB Max)	Return Loss (dB Min)					Cross Talk (dB Min)			Diff. To Com. Mode Rejection (dB Min)			Turns Ratio TX/RX (± 5%)
	1-100	1-30	40	50	60-80	100	30	60	100	30	60	100	1
	MHz	MHz					MHz			MHz			MHz
LF9411	-1.0	-18	-14.4	-13.1	-12	-10	-40	-35	-30	-40	-35	-30	1:1 / 1:1

MECHANICAL CONSTRUCTION



SCHEMATICS



DELTA ELECTRONICS, INC.

(TAOYUAN PLANT CPBG) 252, SAN YING ROAD, KUEI SAN INDUSTRIAL ZONE, TAOYUAN SHIEN, TAIWAN, R.O.C.
TEL: 886-3-3591968; FAX: 886-3-3591991
[Http://www.delta.com/products/networking](http://www.delta.com/products/networking)