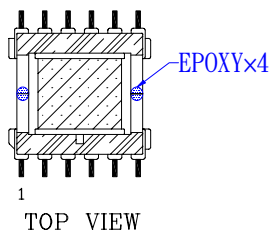
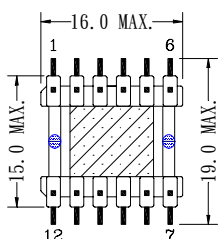
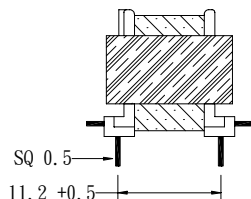
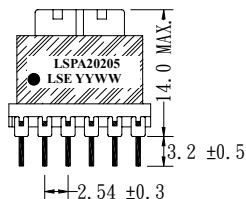


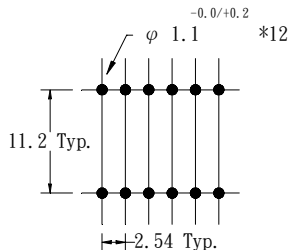
Mechanical



Note :
1. Unit : mm
2. Scale : F
3. 【YYWW】 : Date Code



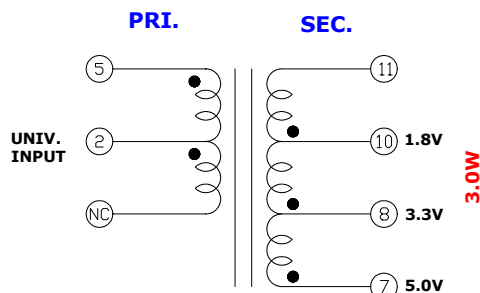
BOTTOB VIEW



Feature

- ◆ Deigned to intent of UL 60950
- ◆ Universal Input 85~265 Volts
- ◆ Designed for Power Integrations TNY Switch II Chip Sets

Schematic



Electrical Characteristics

A. D.C. Resistance : (25°C)

R(5-2) : 4.750 Ω max.

R(7-11) : 49.0 mΩ max.

R(7-8) : 24.0 mΩ max.

R(8-10) : 11.0 mΩ max.

R(10-11) : 14.0 mΩ max.

B. Inductance :

L(5-2) : 1.492 mH ±10%

@ 132 KHz, 1V, Ls

C. Leakage Inductance :

Lk(5-2) : 113.0 μH max.

@ 132 KHz, 1V, Ls, shorted P(8+10+11)

D. Turns Ratio :

P (7-8) ==> 0.030 ± 0.008Vrms

@ Pins(5-2) Input 20 KHz, 1.2V

P (8-10) ==> 0.020 ± 0.008Vrms

@ Pins(5-2) Input 20 KHz, 1.2V

P (10-11) ==> 0.030 ± 0.008Vrms

@ Pins(5-2) Input 20 KHz, 1.2V

P (7-11) ==> 0.080 ± 0.008Vrms

@ Pins(5-2) Input 20 KHz, 1.2V

E. Isolation Voltage (Hi-Pot) :

Pri. To Sec. ==>

3000 Vac, 3mA, 60 Sec

Sec. To Core ==>

500 Vac, 3mA, 60 Sec

Approved	Checked	Prepare	Date	Page	Rev.
許神長 09-DEC-2004	蔡金忠 09-DEC-2004	胡文秀 09-DEC-2004	09-DEC-2004	1/1	0