


■ Features

- 2 Pole relay suitable for signal circuits
- High sensitivity, polarized (100mW pick-up)
- Gold clad silver nickel contacts
- Meets FCC Part 68
- 2 coil latching version available

UL E128155
CSA LR700170



■ Specifications

Contact Arrangement	DPDT (1 Form C)	
Contact Material	AgNi (Au clad)	
Contact Rating	2A, 30VDC ; 1A, 125VAC	
Max. Switching Voltage	250VAC, 220VDC	
Max. Switch/Carry Current	2A	
Max. Switching Power	60W (DC) ; 125VA (AC)	
Contact Resistance	Max. 100m Ω (initial)	
Insulation Resistance	Min. 100M Ω at 500VDC	
Dielectric Strength	1000VAC between open contacts	
	1500VAC between coil & contacts	
Surge Strength	2000V	
Operate Time(Set & Reset)	Max. 5ms	
Release Time	Max. 3.5ms	
Operating Ambient Temp.	-40°C ~ +70°C	
Ambient Humidity	85% RH	
Vibration Resistance	1.5mm D.A. 10~ 55Hz	
Shock Resistance	392m/s ² (40g) malfunction	
Life	Mechanical	1 x 10 ⁸ operations
	Electrical	1 x 10 ⁶ ops @ 1A, 30VDC; 3 x 10 ⁵ ops @ 2A, 30VDC
Weight	Approx. 4g	

■ Coil Rating (Mono-stable standard) @ 20⁰C

Model Number	Nominal Voltage (VDC)	Coil Resistance (Ω \pm 10%)	Operate Voltage (VDC Max.)	Release Voltage (VDC Max.)	Max. Allowable Voltage (VDC)
RSB-5	5	62.5	3.5	0.5	7.7
RSB-6	6	90	4.2	0.6	9.3
RSB-9	9	203	6.3	0.9	14.0
RSB-12	12	360	8.4	1.2	18.7
RSB-24	24	1440	16.8	2.4	37.4
RSB-48	48	5760	33.6	4.8	74.8

■ **Coil Rating (Mono-stable, high sensitivity) @ 20 °C**

Model Number	Nominal Voltage (VDC)	Coil Resistance + / - 10%	Operate Voltage (VDC Max.)	Release Voltage (VDC Max.)	Max. Allowable Voltage
RSB-5-S	5	125	3.5	0.5	9.8
RSB-6-S	6	180	4.2	0.6	11.7
RSB-9-S	9	406	6.3	0.9	17.7
RSB-12-S	12	720	8.4	1.2	23.5
RSB-24-S	24	2880	16.8	2.4	47.1
RSB-48-S	48	11520	33.6	4.8	94.3

■ **Coil Rating (2 coil latching, standard) @ 20 °C**

Model Number	Nominal Voltage (VDC)	Coil Resistance +/- 10%	Set & Reset Voltage (VDC Max.)	Max. Allowable Voltage
RSBL-5	5	69.4	3.5	7.8
RSBL-6	6	100	4.2	9.3
RSBL-9	9	225	6.3	14.0
RSBL-12	12	400	8.4	18.7
RSBL-24	24	1600	16.8	37.4
RSBL-48	48	6400	33.6	74.8

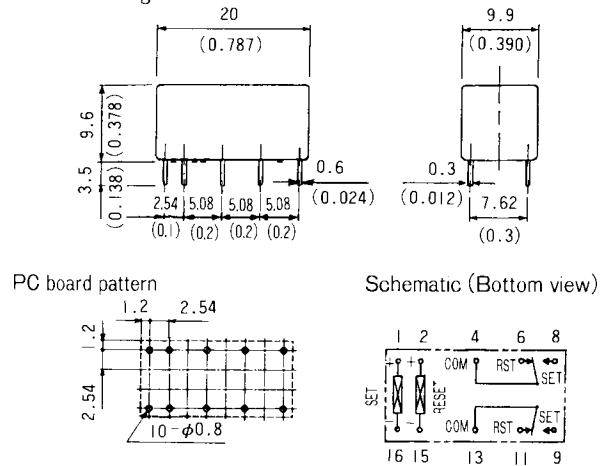
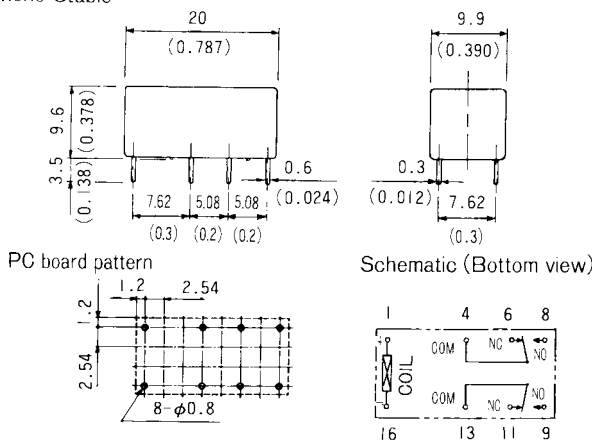
■ **Coil Rating (2 coil latching, high sensitivity) @ 20 °C**

Model Number	Nominal Voltage (VDC)	Coil Resistance +/- 10%	Set & Reset Voltage (VDC Max.)	Max. Allowable Voltage
RSBL-5S	5	139 ⁰	3.5	9.8
RSBL-6S	6	200	4.2	11.8
RSBL-9S	9	450	6.3	17.7
RSBL-12S	12	800	8.4	23.6
RSBL-24S	24	3200	16.8	47.2
RSBL-48S	48	12800	33.6	94.4

■ **Dimensions { units: mm (inch) }**

Mono-Stable

2 coil latching



■ **How to order**

