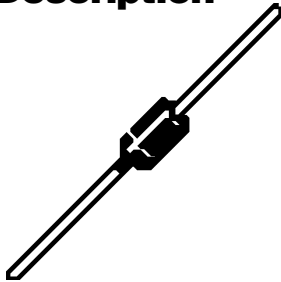


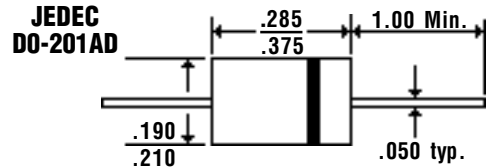
3.0 Amp SCHOTTKY RECTIFIERS

SR390 and 3100

Description



Mechanical Dimensions

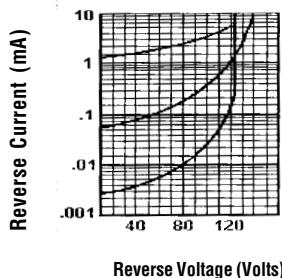


Features

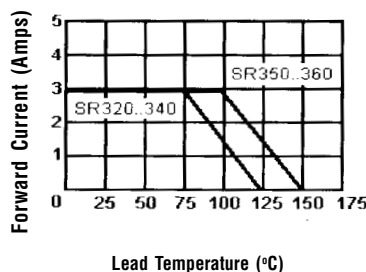
- EXTREMELY LOW V_F
- LOW STORED CHARGE; MAJORITY CARRIER CONDUCTION
- LOW POWER LOSS — HIGH EFFICIENCY
- MEETS UL SPECIFICATION 94V-0

Electrical Characteristics @ 25°C.		SR390 and SR3100		Units
Maximum Ratings		SR390	SR3100	
Peak Repetitive Reverse Voltage... V_{RRM}		90	100	Volts
Working Peak Reverse Voltage... V_{RWM}		90	100	Volts
DC Blocking Voltage... V_{DC}		90	100	Volts
Average Forward Rectified Current... $I_{F(av)}$	@ $T_A = 55^\circ\text{C}$	3.0		Amps
Non-Repetitive Peak Forward Surge Current... I_{FSM}	@ Rated Load Conditions, 1/2 Wave, 8.3ms	150		Amps
Forward Voltage... V_F	$T_L = 25^\circ\text{C}$.79		Volts
	@ $I_F = 1.0$ Amps $T_L = 100^\circ\text{C}$.69		
DC Reverse Current... I_R	$T_L = 25^\circ\text{C}$	0.1		mAmps
@ Rated DC Blocking Voltage	$T_L = 100^\circ\text{C}$	0.6		
Thermal Resistance... $R_{\theta JL}$		10.0		°C / W
Operating Temperature Range... T_J		-65 to 150		°C

Typical Reverse Characteristics



Forward Current Derating Curve



Typical Junction Capacitance

