

3 Amp. Surface Mounted Glass Passivated Ultrafast Recovery Rectifier

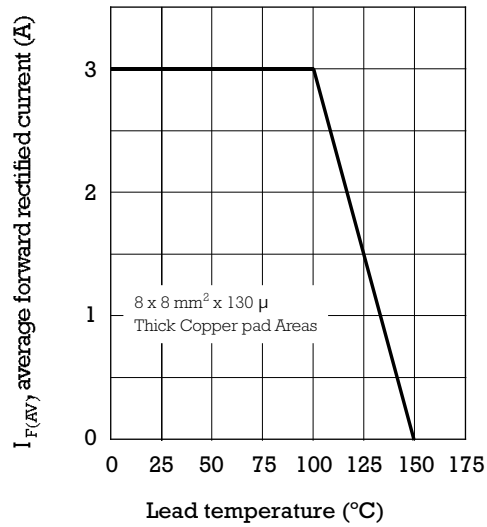
<p>Dimensions in mm.</p> <p>CASE: SMC/DO-214 AB</p>	<p>Voltage 50 to 600 V</p> <p>Current 3.0 A</p> <p>HYPERECTIFIER®</p> <ul style="list-style-type: none"> • Glass passivated junction • High current capability • The plastic material carries U/L 94 V-0 • Low profile package • Easy pick and place • High temperature soldering 260 °C 10 sec <p>MECHANICAL DATA Terminals: Solder plated, solderable per IEC 68-2-20. Standard Packaging: 8 mm. tape (EIA-RS-481). Weight: 1.12 g.</p>
---	---

Maximum Ratings and Electrical Characteristics at 25 °C

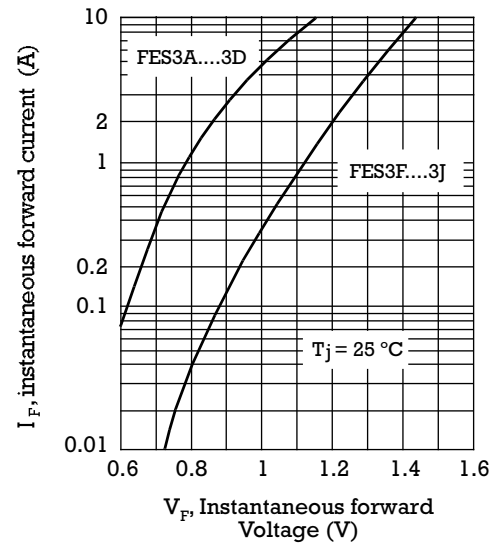
		FES3A	FES3B	FES3D	FES3F	FES3G	FES3J
Marking Code		W1	W2	W3	W4	W5	W6
V _{RRM}	Maximum Recurrent Peak Reverse Voltage	50	100	200	300	400	600
V _{RMS}	Maximum RMS Voltage	35	70	140	210	280	420
V _{DC}	Maximum DC Blocking Voltage	50	100	200	300	400	600
I _{F(AV)}	Forward current at T _L = 100 °C	3.0 A					
I _{FSM}	8.3 ms. peak forward surge current (Jedec Method)	100 A					
V _F	Maximum Instantaneous Forward Voltage at 3.0 A	0.95 V			1.25 V		
I _R	Maximum DC Reverse Current Ta = 25 °C at Rated DC Blocking Voltage Ta = 100 °C	10 µA 500 µA					
T _{rr}	Maximum Reverse Recovery Time (0.5/1/0.25A)	50 ns					
C _j	Typical Junction Capacitance (1MHz; -4V)	45 pF					
R _{th (j-l)} R _{th (j-a)}	Typical Thermal Resistance (5x5 mm² x 130 µ Copper Area)	12 °C/W 47 °C/W					
T _j - T _{stg}	Operating Junction and Storage Temperature Range	-55 to + 150 °C					

Rating And Characteristic Curves

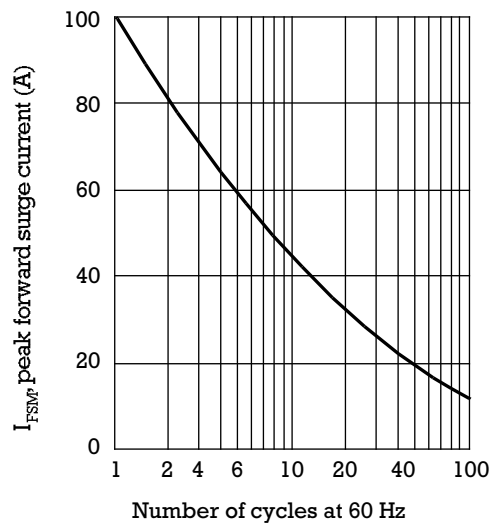
FORWARD CURRENT DERATING CURVE



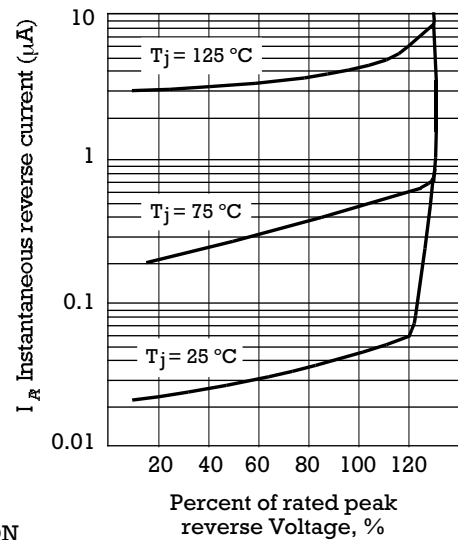
TYPICAL FORWARD CHARACTERISTIC



MAXIMUM NON REPETITIVE
PEAK FORWARD SURGE CURRENT



TYPICAL REVERSE CHARACTERISTIC



TYPICAL JUNCTION
CAPACITANCE

