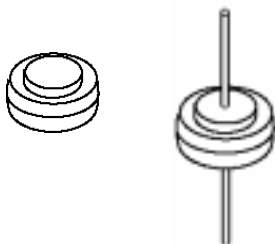
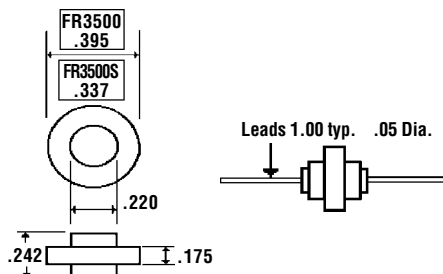


Description



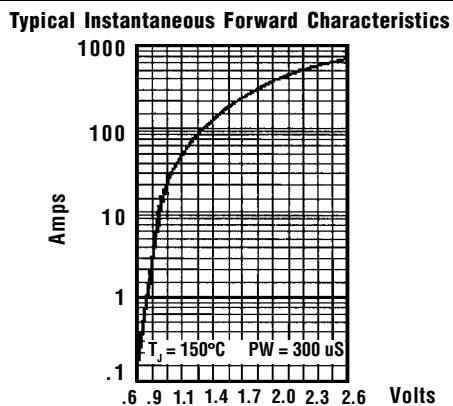
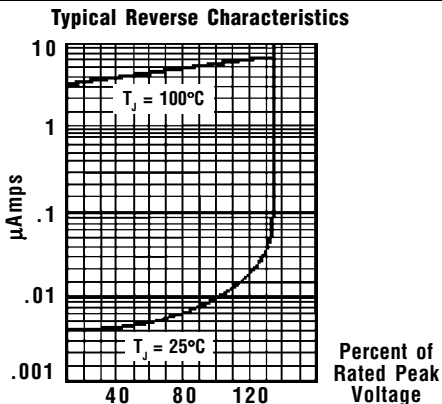
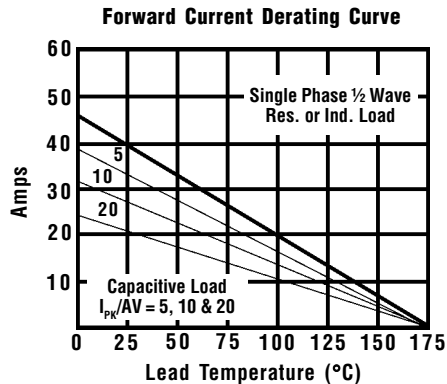
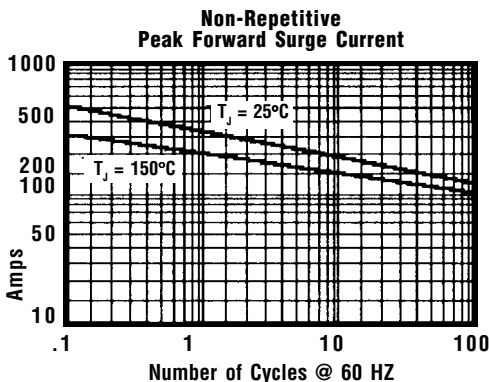
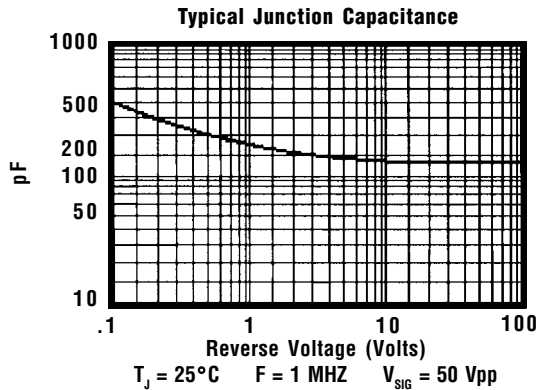
Mechanical Dimensions



Features

- LOW COST
- HIGH SURGE CAPABILITY
- DIFFUSED JUNCTION
- LOW LEAKAGE CURRENT
- HIGH TEMPERATURE CAPABILITY
- MEETS UL SPECIFICATION 94V-0

Electrical Characteristics @ 25°C.	FR3501 ... 3510 Series							Units
Maximum Ratings	FR3501	FR3502	FR3503	FR3504	FR3506	FR3508	FR3510	
Peak Repetitive Reverse Voltage... V_{RRM}	100	200	300	400	600	800	1000	Volts
RMS Reverse Voltage... $V_{R(rms)}$	70	140	210	280	420	560	700	Volts
DC Blocking Voltage... V_{DC}	100	200	300	400	600	800	1000	Volts
Average Forward Rectified Current... $I_{F(av)}$ $T_A = 55^\circ\text{C}$ (Note 3) 35							Amps
Non-Repetitive Peak Forward Surge Current... I_{FSM} @ Rated Current & Temp 400							Amps
Forward Voltage @ 80A... V_F	< 1.08 > < 1.18 >							Volts
DC Reverse Current... I_R @ Rated DC Blocking Voltage, 150°C 2.0 350							μAmps μAmps
Typical Junction Capacitance... C_J (Note 1) 400							pF
Typical Thermal Resistance... $R_{\theta JC}$ (Note 2) 1.0							°C / W
Typical Reverse Recovery Time... t_{RR} 3.0							μS
Operating & Storage Temperature Range... T_J, T_{STRG} -50 to 175							°C



Ratings at
25 Deg. C ambient
temperature
unless otherwise
specified.

Single Phase Half
Wave, 60 HZ
Resistive or
Inductive Load.

For Capacitive
Load, Derate
Current by 20%.

- NOTES:**
1. Measured @ 1 MHz and applied reverse voltage of 4.0V.
 2. Thermal Resistance Junction to Ambient, Jedec Method.
 3. When Mounted to heat sink, from body.