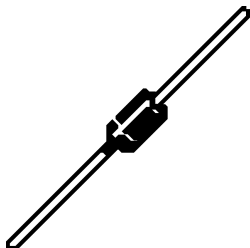


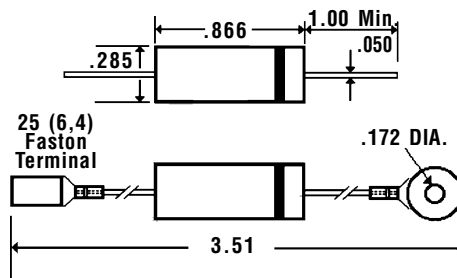
550 mA HIGH VOLTAGE MICROWAVE OVEN RECTIFIERS

HV05 Series

Description



Mechanical Dimensions



Features

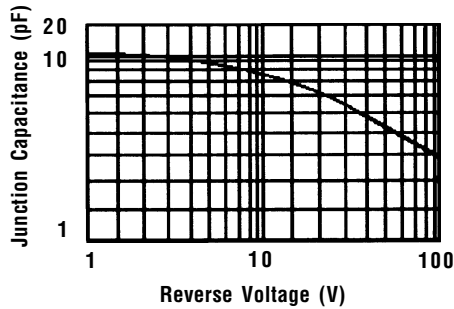
- **HIGH OVERLOAD SURGE CAPABILITY**
- **CONTROLLED AVALANCHE CHARACTERISTICS**
- **LOW FORWARD VOLTAGE DROP**
- **TYPICAL $I_R < 1\mu A$**
- **HIGH TEMPERATURE SOLDERING - 250°C 10 Seconds**
- **MEETS UL SPECIFICATION 94V-0**

	HV05 Series						Units
Maximum Ratings	HV05-06	HV05-08	HV05-10	HV05-12	HV05-14	HV05-15	
Peak Repetitive Reverse Voltage... V_{RRM}	6000	8000	10000	12000	14000	15000	Volts
RMS Reverse Voltage... $V_{R(rms)}$	4200	5600	7000	8400	9800	10500	Volts
DC Blocking Voltage... V_{DC}	6000	8000	10000	12000	14000	15000	Volts
Average Forward Rectified Current... $I_{F(av)}$ @ $T_A = 60^\circ C$ 550						mAmps
Non-Repetitive Peak Forward Surge Current... I_{FSM} @ Rated Load Conditions, 9.3 ms, 1/2 Sine Wave 200						Amps
Repetitive Peak Reverse Surge Current... I_{RSM} @ Rated Load Conditions, 8.3 ms, 1/2 Sine Wave 100						mAmps
Operating & Storage Temperature Range... T_J, T_{STRG} -40 to 130						°C
Electrical Characteristics							
Maximum Forward Voltage... V_F @ 550 mA	< 10 > 12 < 15 >						Volts
Maximum DC Reverse Current... I_R @ Rated DC Blocking Voltage 5.0						μAmps
Maximum Thermal Resistance... $R_{\theta JC}$ 18						°C / W

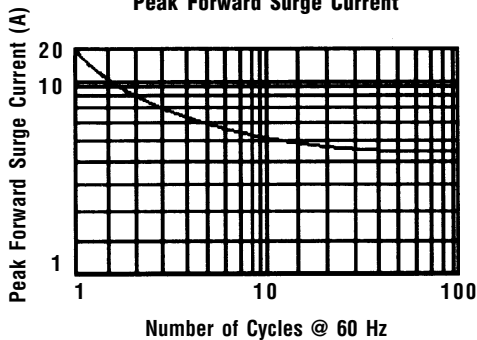
550 mA HIGH VOLTAGE MICROWAVE OVEN RECTIFIERS

HV05 Series

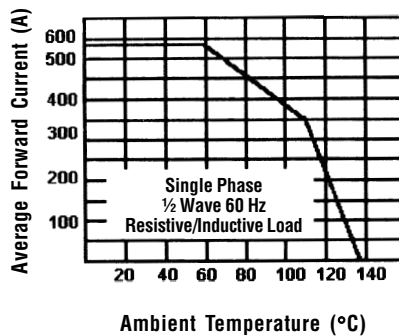
Typical Junction Capacitance



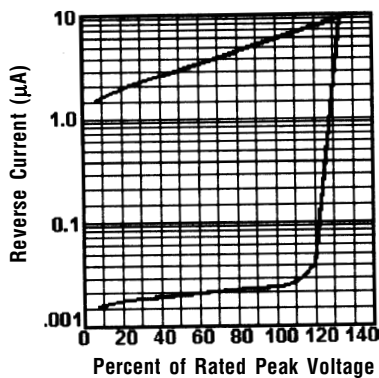
Non-Repetitive
Peak Forward Surge Current



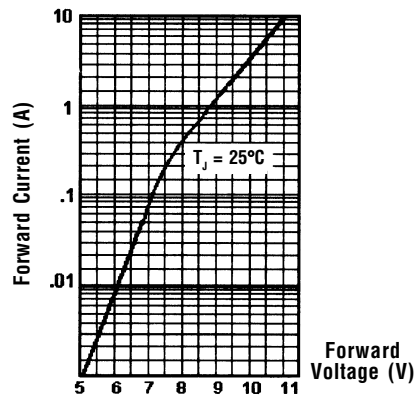
Forward Current Derating Curve



Typical Reverse Characteristics



Typical Instantaneous Forward Characteristics



Ratings at
25 Deg. C ambient
temperature
unless otherwise
specified.

Single Phase Half
Wave, 60 Hz
Resistive or
Inductive Load.

For Capacitive
Load, Derate
Current by 20%.