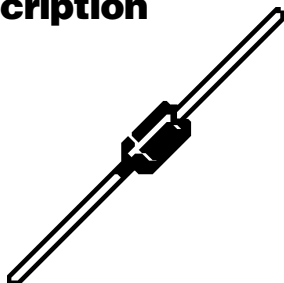
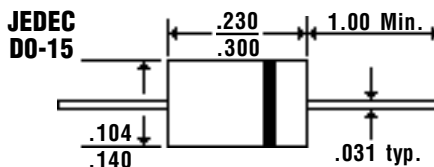


Description



Mechanical Dimensions

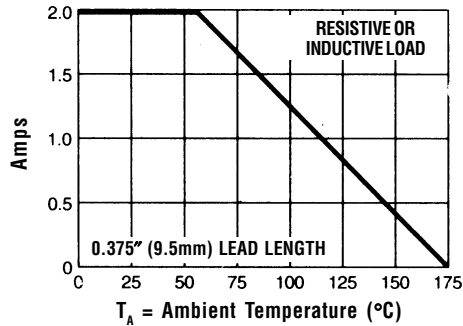


Features

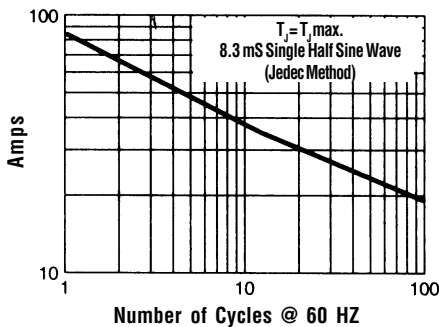
- **HIGH TEMPERATURE METALLURGICALLY BONDED CONSTRUCTION**
- **2.0 AMP OPERATION @ $T_A = 55^\circ\text{C}$, WITH NO THERMAL RUNAWAY**
- **SINTERED GLASS CAVITY-FREE JUNCTION**
- **TYPICAL $I_R < 0.1 \mu\text{Amp}$**

Electrical Characteristics @ 25°C.	RGP20A . . . RGP20J Series					Units
Maximum Ratings	RGP20A	RGP20B	RGP20D	RGP20G	RGP20J	
Peak Repetitive Reverse Voltage... V_{RRM}	50	100	200	400	600	Volts
RMS Reverse Voltage... $V_{R(rms)}$	35	70	140	280	420	Volts
DC Blocking Voltage... V_{DC}	50	100	200	400	600	Volts
Average Forward Rectified Current... $I_{F(av)}$ Current 3/8" Lead Length @ $T_A = 55^\circ\text{C}$	2.0	Amps
Non-Repetitive Peak Forward Surge Current... I_{FSM} 8.3ms, 1/2 Sine Wave Superimposed on Rated Load	80	Amps
Forward Voltage @ Rated Forward Current and 25°C... V_F	1.3	Volts
Full Load Reverse Current... $I_R(av)$ Full Cycle Average @ $T_A = 55^\circ\text{C}$	100	μAmps
DC Reverse Current... I_R @ Rated DC Blocking Voltage	$T_A = 25^\circ\text{C}$	$T_A = 25^\circ\text{C}$	5.0	$T_A = 150^\circ\text{C}$	$T_A = 150^\circ\text{C}$	μAmps
Typical Junction Capacitance... C_j (Note 1)	35	pF
Typical Thermal Resistance... $R_{\theta JA}$ (Note 2)	22	$^\circ\text{C/W}$
Typical Reverse Recovery Time... t_{RR} (Note 3)	<	150	> <	250	nS
Operating & Storage Temperature Range... T_J, T_{STRG}	-65 to 175	$^\circ\text{C}$

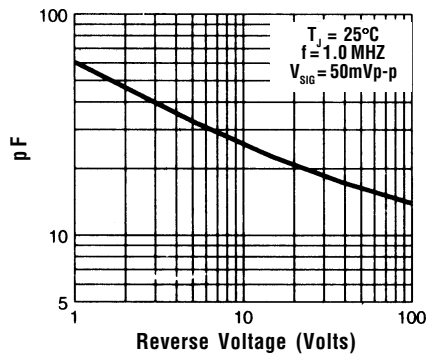
Forward Current Derating Curve



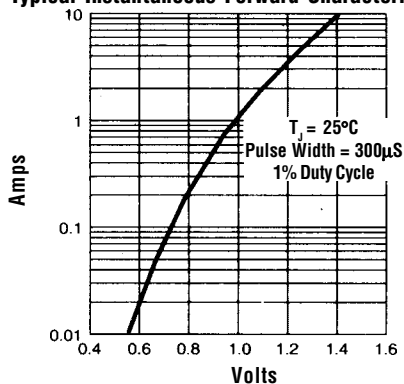
**Non-Repetitive
Peak Forward Surge Current**



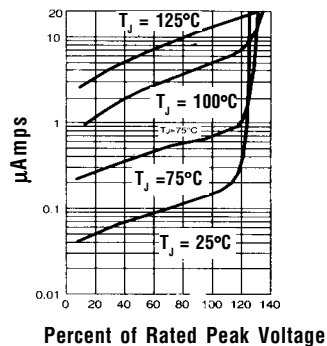
Typical Junction Capacitance



Typical Instantaneous Forward Characteristics



Typical Reverse Characteristics



Ratings at
25 Deg. C ambient
temperature
unless otherwise
specified.

Single Phase Half
Wave, 60 HZ
Resistive or
Inductive Load.

For Capacitive
Load, Derate
Current by 20%.

- NOTES:** 1. Measured @ 1 MHz and applied reverse voltage of 4.0V.
2. Thermal Resistance from Junction to Ambient at 3/8" Lead Length, P.C. Board Mounted.
3. Reverse Recovery Condition $I_F = 0.5\text{A}$, $I_R = 1.0\text{A}$, $I_{RR} = 0.25\text{A}$.