

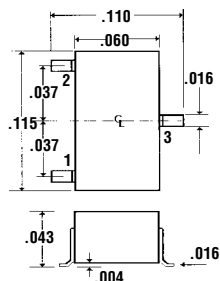
# 2.4V to 20V SOT 23 ZENER DIODES (1/4 Watt)

**SOT Z Series**

## Description



## Mechanical Dimensions

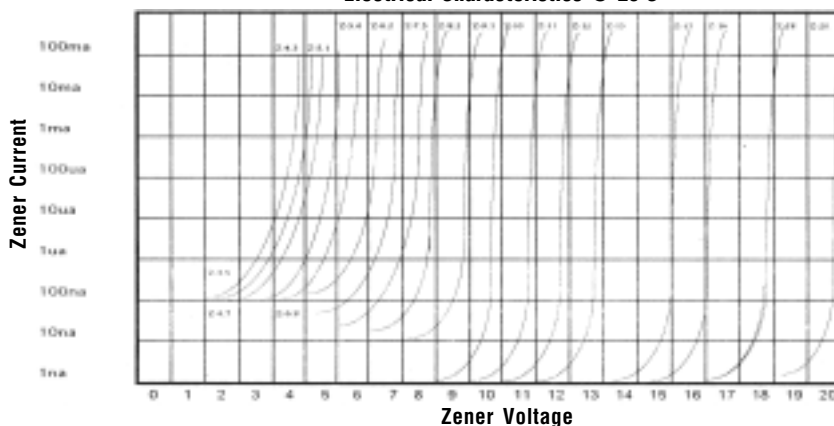


## Features

- 200mW POWER DISSIPATION
- INDUSTRY STANDARD SOT 23 PACKAGE
- PLANAR PROCESS
- MEETS UL SPECIFICATION 94V-0

Electrical Characteristics @ 25°C.	SOT Z Series	Units
<b>Maximum Ratings</b>		
Peak Power Dissipation... $P_D$	200	mW
Junction Temperature	150	°C
Operating Temperature... $T_J$	-25 to 100	°C
Storage Temperature... $T_{STRG}$	-55 to 150	°C

**Electrical Characteristics @ 25°C**

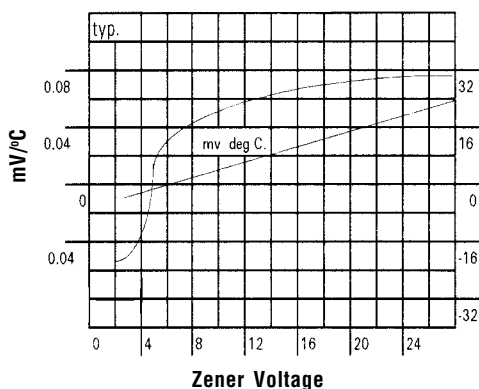


# 2.4V to 20V SOT 23 ZENER DIODES (1/4 Watt)

**SOT Z Series**

Part No.	Zener Voltage		$I_Z$ (mA)	Dynamic ( $Z_Z$ ) Impedance		Reverse Current $I_R$ ( $\mu$ A)	
	Min.	Max.		Max.	$I_Z$ (mA)	Max.	$V_R$ (V)
SOT-Z-2.0	1.9	2.2	5.00	100 ohms	5.00	120	.5
SOT-Z-2.2	2.1	2.4	5.00	100 ohms	5.00	120	.7
SOT-Z-2.4	2.3	2.6	5.00	100 ohms	5.00	120	1.0
SOT-Z-2.7	2.5	2.9	5.00	110 ohms	5.00	120	1.0
SOT-Z-3.0	2.8	3.2	5.00	120 ohms	5.00	50	1.0
SOT-Z-3.3	3.1	3.5	5.00	130 ohms	5.00	20	1.0
SOT-Z-3.6	3.4	3.8	5.00	130 ohms	5.00	10	1.0
SOT-Z-3.9	3.7	4.1	5.00	130 ohms	5.00	10	1.0
SOT-Z-4.3	4.1	4.5	5.00	130 ohms	5.00	10	1.0
SOT-Z-4.7	4.4	4.9	5.00	130 ohms	5.00	10	1.0
SOT-Z-5.1	4.8	5.4	5.00	130 ohms	5.00	5.0	1.5
SOT-Z-5.6	5.3	5.6	5.00	80 ohms	5.00	5.0	2.5
SOT-Z-6.2	5.9	6.6	5.00	50 ohms	5.00	2.0	3.0
SOT-Z-6.8	6.4	7.0	5.00	30 ohms	5.00	2.0	3.5
SOT-Z-7.5	7.1	7.9	5.00	30 ohms	5.00	2.0	4.0
SOT-Z-8.2	7.8	8.6	5.00	30 ohms	5.00	2.0	5.0
SOT-Z-9.1	8.6	9.6	5.00	30 ohms	5.00	2.0	5.5
SOT-Z-10.0	9.5	10.5	5.00	30 ohms	5.00	2.0	6.0
SOT-Z-11	10.4	11.5	5.00	30 ohms	5.00	2.0	7.0
SOT-Z-12	11.5	12.5	5.00	30 ohms	5.00	2.0	8.0
SOT-Z-13	12.5	13.5	5.00	30 ohms	5.00	2.0	9.0
SOT-Z-15	14.4	15.5	5.00	30 ohms	5.00	2.0	11
SOT-Z-16	15.4	16.6	5.00	30 ohms	5.00	2.0	12
SOT-Z-18	17.3	18.6	5.00	30 ohms	5.00	2.0	13
SOT-Z-20	19.2	20.7	5.00	30 ohms	5.00	2.0	15

**Temp. Coefficients vs. Voltage**



**Power Ratings**

