

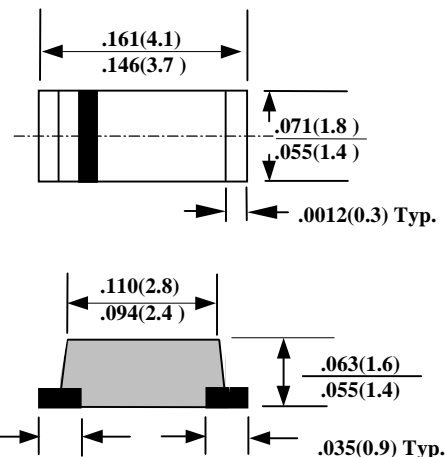
### 1WATT SURFACE MOUNT ZENER DIODE

#### FEATURES

- PLASTIC PACKAGE HAS UNDERWRITERS LABORATORY FLAMMABILITY CLASSIFICATION 94V-0
- LOW ZENER IMPEDANCE
- EXCELLENT CLAMPING CAPABILITY

#### MECHANICAL DATA

- CASE : MOLDED PLASTIC
- TERMINALS : SOLDER PLATED
- POLARITY : INDICATED BY CATHODE BAND
- WEIGHT : 0.04 GRAMS



CASE-SOD-123  
DIMENSIONS IN INCHES AND (MILLIMETERS)

#### MAXIMUM RATINGS AND ELECTRICAL CHARACTERISTICS

RATINGS AT 25°C AMBIENT TEMPERATURE UNLESS OTHERWISE SPECIFIED

STORAGE AND OPERATING TEMPERATURE RANGE -55°C TO +150°C

ELECTRICAL CHARACTERISTICS (TA=25°C UNLESS OTHERWISE NOTED) VF=1.2V MAX, IF = 200mA FOR ALL TYPES

TYPE	ZENER BREAKDOWN VOLTAGE			DYNAMIC IMPEDANCES @ 25°C TA		MAXIMUM REVERSE CURRENT @ MEASUREMENT VOLTAGE AND 25°C TA		MARKING
	Vz @ IzT			ZzT	IzT	IR	VR	
	MIN.	TYP.	MAX.	Ohms	mA	μA	V	
ZM200-X	180	190	200	5000	0.5	10	152	BX
ZM200-Y	190	200	210	5000	0.5	10	160	BY
ZM200-Z	200	210	220	5000	0.5	10	168	BZ
ZM220-Y	210	220	230	5000	0.5	10	176	CY
ZM220-Z	220	230	240	5000	0.5	10	184	CZ
ZM240-Y	230	240	250	5000	0.5	10	216	DY
ZM240-Z	240	250	260	5000	0.5	10	225	DZ
ZM270-X	250	260	270	5000	0.5	10	234	EX
ZM270-Y	260	270	280	5000	0.5	10	243	EY
ZM270-Z	270	280	290	5000	0.5	10	252	EZ
ZM300-X	280	290	300	5000	0.5	10	261	GX
ZM300-Y	290	300	310	5000	0.5	10	270	GY
ZM300-Z	300	310	320	5000	0.5	10	279	GZ
ZM330-X	310	320	330	5000	0.5	10	288	HX
ZM330-Y	320	330	340	5000	0.5	10	297	HY
ZM330-Z	330	340	350	5000	0.5	10	306	HZ

# RATING AND CHARACTERISTIC CURVES ZM200X THRU ZM330Y

FIG. 1 - MAXIMUM CONTINUOUS POWER DISSIPARION

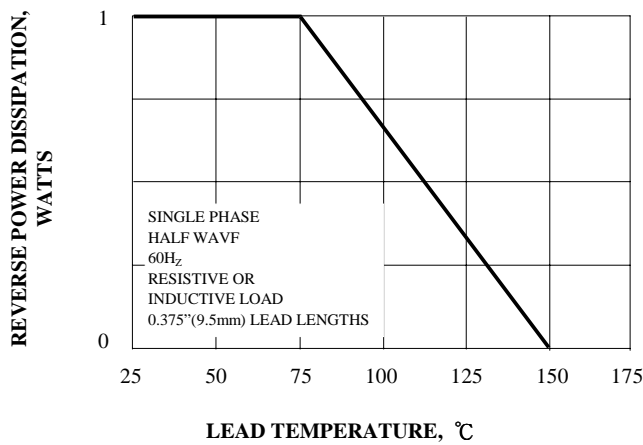


FIG. 2 - ZENER VOLTAGE VERSUS ZENER CURRENT

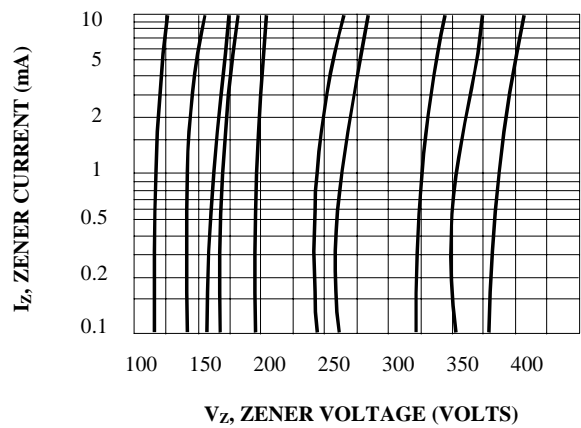


FIG. 3 - TYPICAL INSTANTANEOUS FORWARD CHARACTERISTICS

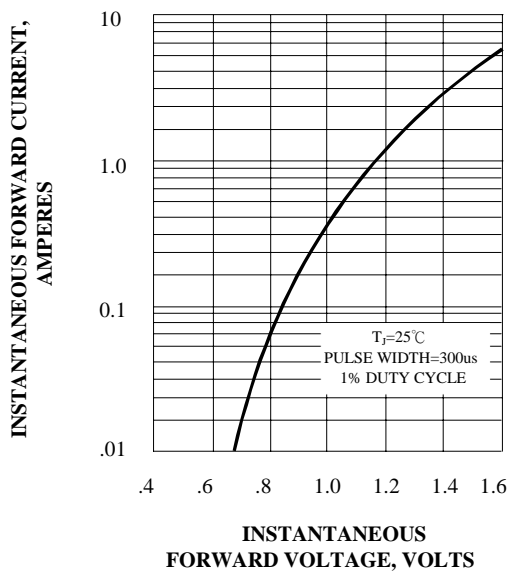


FIG. 4 - TYPICAL REVERSE CHARACTERISTICS

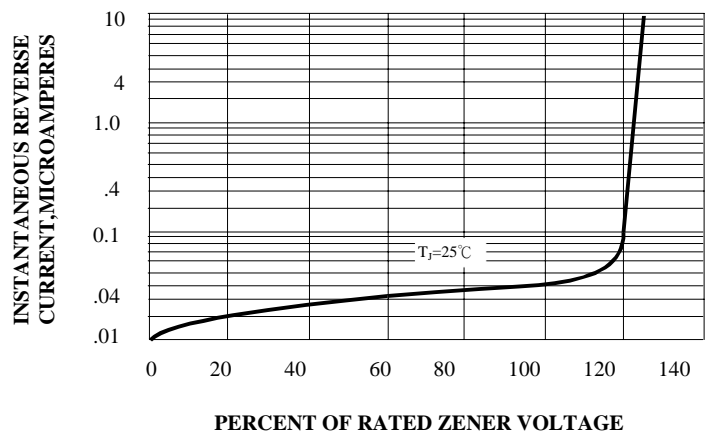


FIG. 5 - TYPICAL TEMPERATURE COEFFICIENTS

