

# EURO PACKAGE OVEN CONTROLLED CRYSTAL OSCILLATOR

## FTE5\_\_AS Series

### FEATURES

- 5.0V Operation
- Sine Wave Output
- SC Cut Resonators

### PRELIMINARY

#### • MODEL NUMBER SELECTION

Model Number	Frequency Stability vs. Temp	Operating Temperature (°C)	*Frequency Range (MHz)
FTE501AS	±7 PPB	0 ~ +70	5.000 ~ 50.000
FTE502AS	±10 PPB	-20 ~ +70	5.000 ~ 50.000
FTE503AS	±15 PPB	-40 ~ +75	5.000 ~ 50.000

#### • ELECTRICAL CHARACTERISTICS

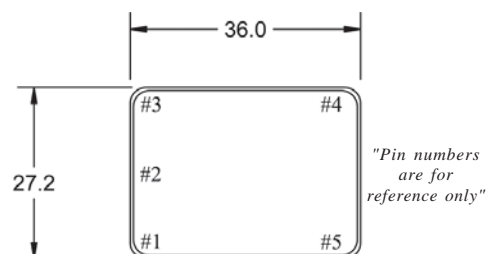
PARAMETERS	MAX (unless otherwise noted)
Frequency Range (Fo)	5.000 ~ 50.000 MHz*
Supply Voltage	+5 VDC ± 5%
Power (Warm-Up for 3 minutes)	3 Watts
Power Stabilized at +25°C (Still air)	0.8 Watts Typical
Voltage (± 5% Change)	±2 PPB
Short Term Aging (3 weeks min operation)	± 0.5 PPB / Day
Long Term Aging (After 60 days operation)	± 50 PPB / Year
Allan Variance (1 sec samples)	10 <sup>-11</sup> / Sec
Phase Noise (Offset)	(Typical @ 10 MHz)
10 Hz	-120 dBc
100 Hz	-140 dBc
1 KHz	-155 dBc
10 KHz	-158 dBc
Warm-Up to within ± 100 PPB	3 minutes
Frequency Adjust (0 to +5 VDC)	± 1 PPM min
Slope	Positive
Non-Linearity	± 10%
Input Impedance	> 100 K
Output	Sine
Output Level into 50 Ohms	> 3 dBm
Harmonics	> 30 dBc

All specifications subject to change without notice. Rev. 11/7/03

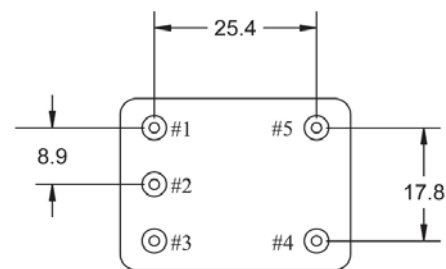
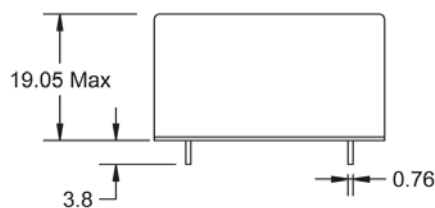
\*Specifications are applicable to 10 MHz units. Performance at other frequencies will vary from these values. Other frequencies and performance is available.

Contact Fox Custom Products Center (CPC) for details at 877-369-8041.

Outside the US call +001 (239) 693-0099 or email to [cpc@foxonline.com](mailto:cpc@foxonline.com)



Top View



Bottom View

#### Pin Connections

- #1) Trim
- #2) N.C. or trim reference Voltage
- #3) VDD
- #4) Output
- #5) GND / Case

Unless otherwise specified, tolerances are ±0.26  
All dimensions are in millimeters.