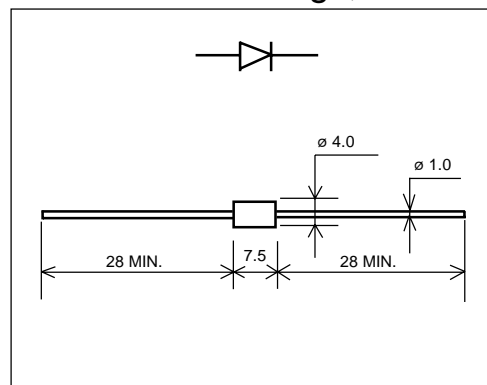


GENERAL USE RECTIFIER DIODE

■ Outline drawings, mm



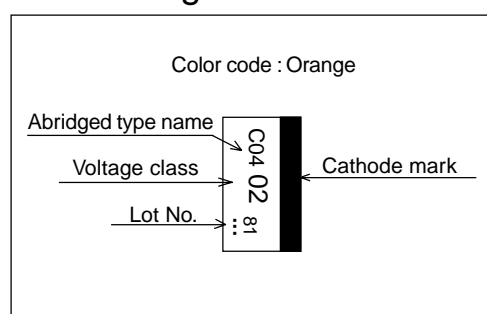
■ Features

- Wide voltage class
- High reliability

■ Applications

- General purpose rectifier applications

■ Marking



■ Maximum ratings and characteristics

- Absolute maximum ratings

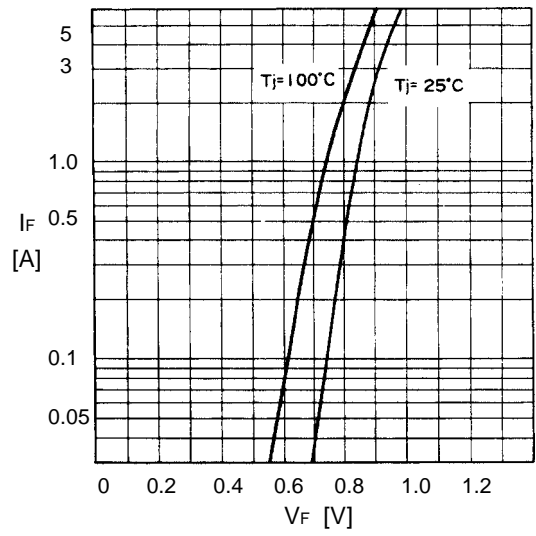
Item	Symbol	Conditions	Rating				Unit
			-02	-04	-06	-10	
Repetitive peak reverse voltage	V_{RRM}		200	400	600	1000	V
Average forward current	$I_{F(AV)}$	Resistive load $T_a=60^{\circ}\text{C}$	1.2				A
Surge current	I_{FSM}	Sine wave 10ms	100				A
Operating junction temperature	T_j		-30 to +140				$^{\circ}\text{C}$
Storage temperature	T_{stg}		-30 to +140				$^{\circ}\text{C}$

- Electrical characteristics ($T_a=25^{\circ}\text{C}$ Unless otherwise specified)

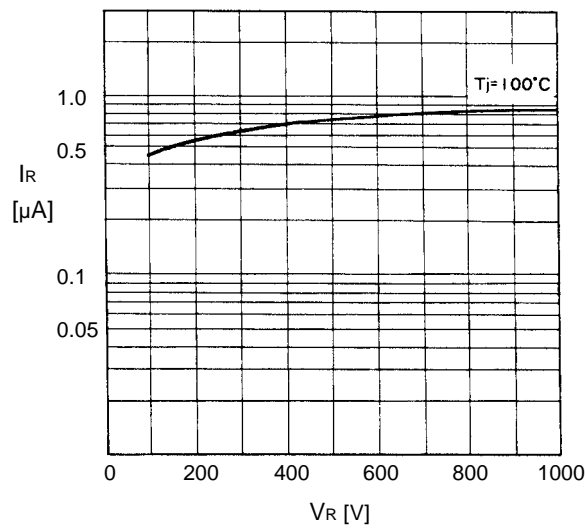
Item	Symbol	Conditions	Max.	Unit
Forward voltage drop	V_{FM}	$T_j=25^{\circ}\text{C}$ $I_{FM}=4.0\text{A}$	1.1	V
Reverse current	I_{RRM}	$T_j=25^{\circ}\text{C}$ $V_R=V_{RRM}$	10	μA

■ Characteristics

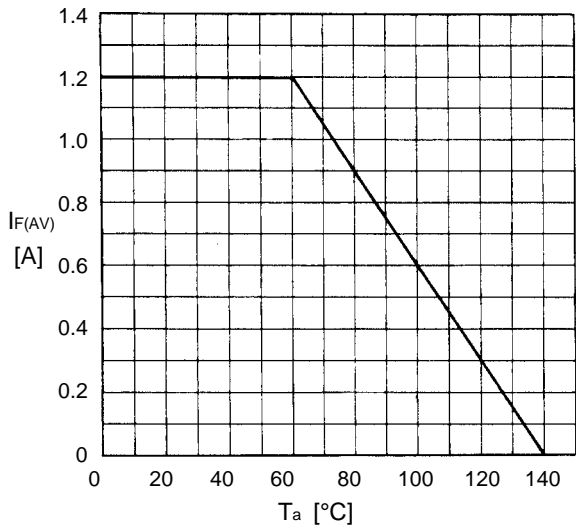
Forward characteristics



Reverse characteristics



Current derating ($I_{F(AV)}-T_a$)



Surge capability

