

# ESAD33(C,N,D)(15A) 富士小電力ダイオード

## 高速整流ダイオード

### FAST RECOVERY DIODE

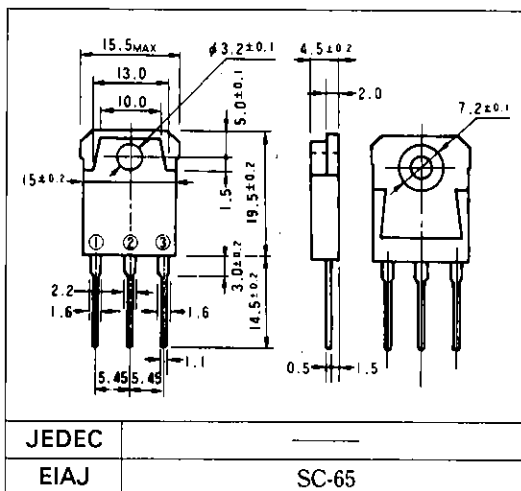
#### ■特長：Features

- メサ形のため耐圧が高い  
High voltage by mesa design.
- 高信頼性  
High reliability

#### ■用途：Applications

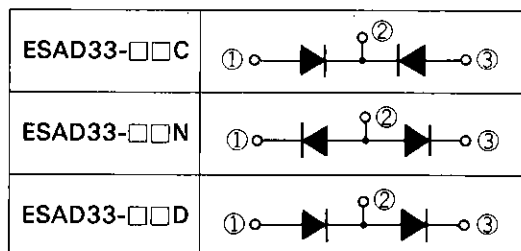
- 高速電力スイッチング  
High speed power switching.

#### ■外形寸法：Outline Drawings



#### ■電極接続

##### Connection Diagram



#### ■定格と特性：Maximum Ratings and Characteristics

##### ●絶対最大定格：Absolute Maximum Ratings

Items	Symbols	Conditions	Ratings	Units
			-02	
ピーク繰り返し逆電圧 Repetitive Peak Reverse Voltage	$V_{RRM}$		200	V
ピーク非繰り返し逆電圧 Non-Repetitive Peak Reverse Voltage	$V_{RSM}$		220	V
平均出力電流 Average Output Current	$I_o$	正弦波, duty = 1/2, $T_c = 88^\circ\text{C}$ Sine wave	15*	A
サージ電流 Surge Current	$I_{FSM}$	正弦波 Sine wave 10ms 定格負荷状態より	80	A
接合温度 Operating Junction Temperature	$T_j$		-40 ~ +150	$^\circ\text{C}$
保存温度 Storage Temperature	$T_{stg}$		-40 ~ +150	$^\circ\text{C}$

\* センタータップ平均出力電流

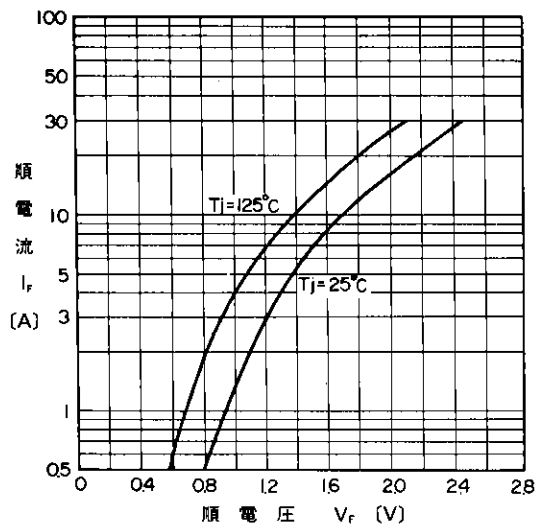
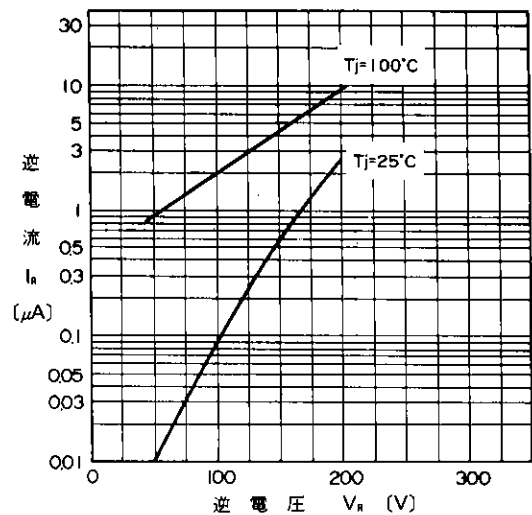
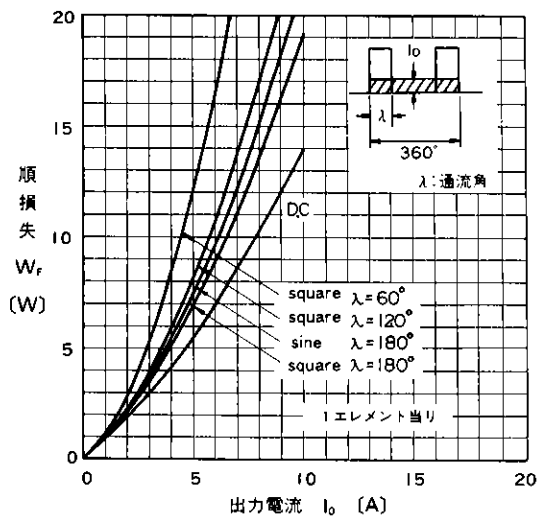
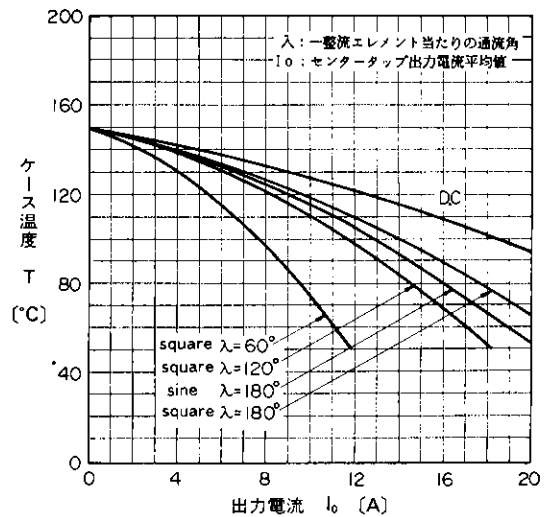
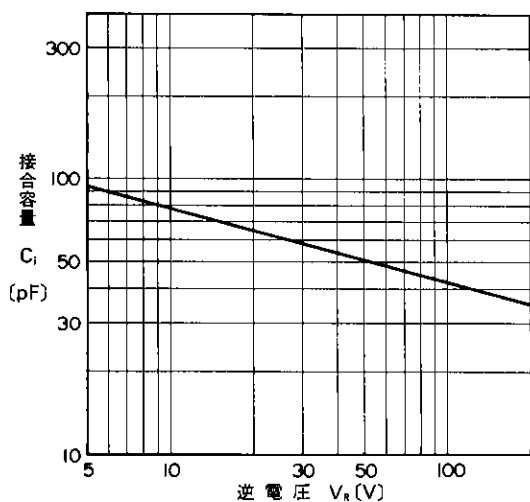
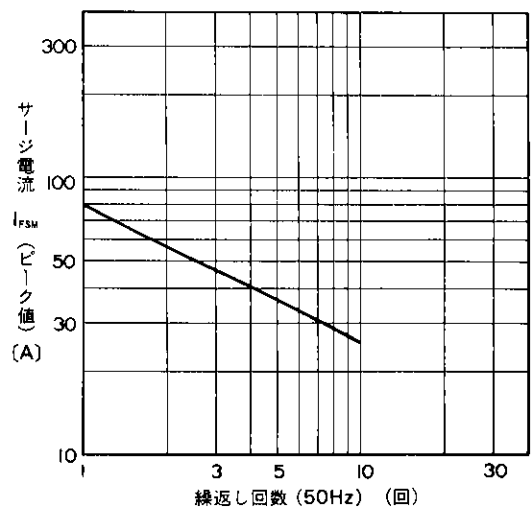
\* average forward current of centertap full wave connection

##### ●電気的特性(特に指定がない限り周囲温度 $T_a = 25^\circ\text{C}$ とする)

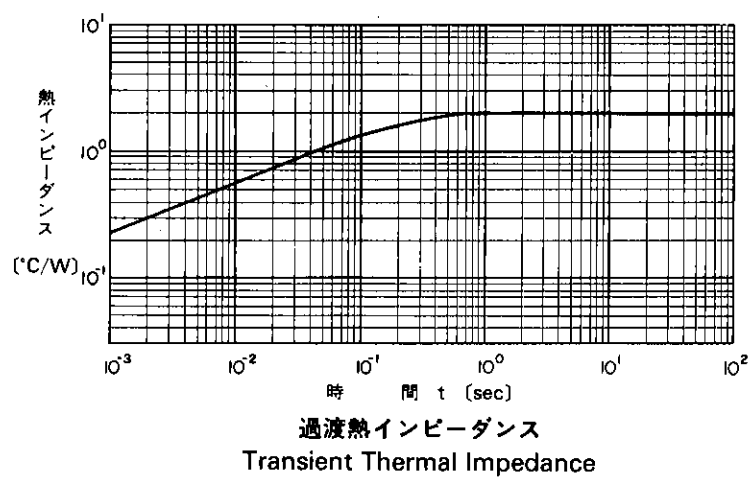
Electrical Characteristics ( $T_a = 25^\circ\text{C}$  Unless otherwise specified)

Items	Symbols	Conditions	Max.	Units
順電圧 Forward Voltage Drop	$V_{FM}$	$I_{FM} = 5.0\text{A}$	1.5	V
逆電流 Reverse Current	$I_{RRM}$	$V_R = V_{RRM}$	1.0	mA
逆回復時間 Reverse Recovery Time	$t_{rr}$	$I_F = 0.1\text{A}$ , $I_R = 0.1\text{A}$	100	ns
熱抵抗 Thermal Resistance	$R_{th(j-c)}$	接合・ケース間 平滑直流 junction to case	2.0	$^\circ\text{C/W}$

## ■特性曲線：Characteristics

順特性 (代表特性)  
Forward Characteristics逆特性 (代表特性)  
Reverse Characteristics順損失特性  
Forward Power Dissipation出力電流—ケース温度特性  
Output Current-Case Temperature接合容量特性(代表特性)  
Junction Capacitance Characteristicsサージ電流耐量  
Surge Capability

A



For more information, contact:

**Collmer Semiconductor, Inc.**

P.O. Box 702708

Dallas, TX 75370

972-733-1700

972-381-9991 Fax

<http://www.collmer.com>