

Photon Coupled Isolator CNY32

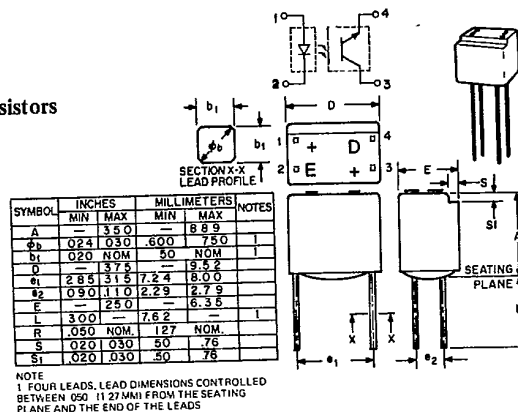
Ga As Infrared Emitting Diodes & NPN Silicon Photo-Transistors

The GE Solid State CNY32 is a gallium arsenide, infrared emitting diode coupled with a silicon photo-transistor in a low-cost plastic package with lead spacing, compatible to dual-in-line package.

absolute maximum ratings: (25°C)

INFRARED EMITTING DIODE			
Power Dissipation	*100	milliwatts	
Forward Current (Continuous)	60	Milliamps	
Forward Current (Peak)	3	ampere	
(Pulse width 1 μsec 300 pps)			
Reverse Voltage	3	volts	
*Derate 1.67 mW/° above 25°C ambient.			

PHOTO-TRANSISTOR			
Power Dissipation	**150	milliwatts	
V _{CEO}	30	volts	
V _{ECO}	5	volts	
Collector Current (Continuous)	100	milliamps	
**Derate 2.5 mW/°C above 25°C ambient.			



TOTAL DEVICE

Storage Temperature -55 to 85°C
 Operating Temperature -55 to 85°C
 Lead Soldering Time (at 260°C) 10 seconds
 Surge Isolation Voltage (Input to Output)
 5650V_(peak) 4000V_(RMS)
 Steady-State Isolation Voltage (Input to Output).
 5300V_(peak) 3750V_(RMS)

individual electrical characteristics (25°C)

INFRARED EMITTING DIODE	TYP.	MAX.	UNITS
Forward Voltage (I _F = 10mA)	1.1	1.7	volts
Reverse Current (V _R = 3V)	—	10	micoramps
Capacitance (V = 0, f = 1 MHz)	50	—	picofarads

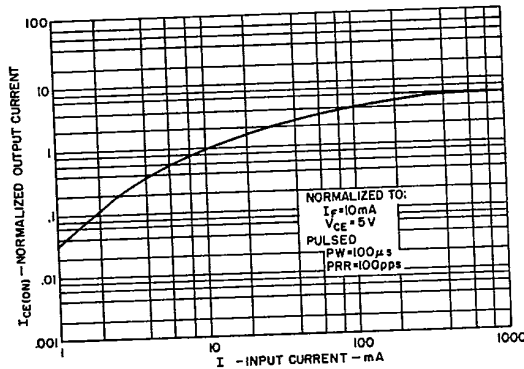
PHOTO-TRANSISTOR	MIN.	TYP.	MAX.	UNITS
Breakdown Voltage — V _{(BR)CEO} (I _C = 10mA, I _F = 0)	30	—	—	volts
Breakdown Voltage — V _{(BR)ECO} (I _E = 100μA, I _F = 0)	5	—	—	volts
Collector Dark Current — I _{CEO} (V _{CE} = 10V, I _F = 0)	—	5	100	nanoamps
Capacitance (V _{CE} = 10V, f = 1 MHz)	—	3.5	—	picofarads

coupled electrical characteristics (25°C)

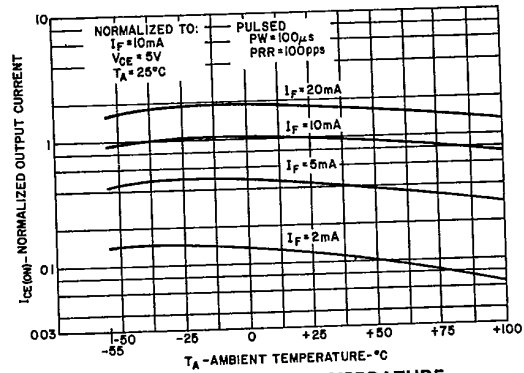
	MIN.	TYP.	MAX.	UNITS
DC Current Transfer Ratio (I _F = 10mA, V _{CE} = 10V)	20	—	—	%
Saturation Voltage — Collector to Emitter (I _F = 10mA, I _C = 0.5mA)	—	0.2	0.4	volts
Isolation Resistance (Input to Output Voltage = 500V _{DC})	100	—	—	gigaohms
Input to Output Capacitance (Input to Output Voltage = 0, f = 1 MHz)	—	—	2	picofarads
Switching Speeds: Turn-On Time — (V _{CE} = 10V, I _{CE} = 2mA, R _L = 100Ω)	—	3	—	microseconds
Turn-Off Time — (V _{CE} = 10V, I _{CE} = 2mA, R _L = 100Ω)	—	3	—	microseconds

T 41.83

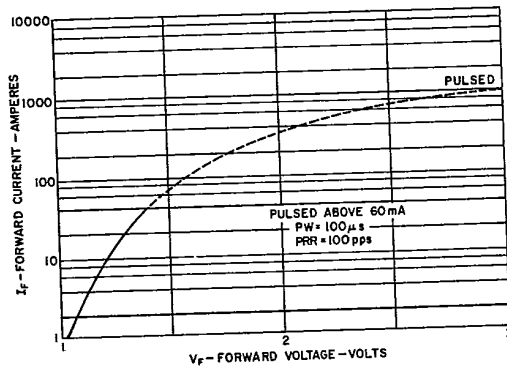
TYPICAL CHARACTERISTICS



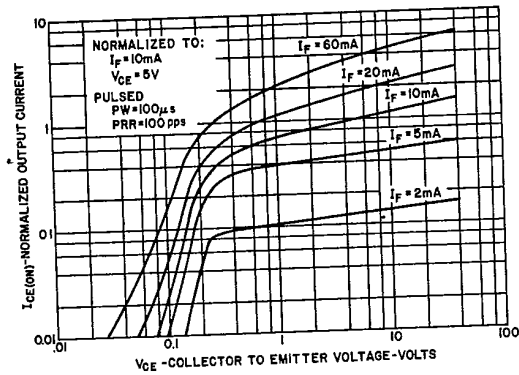
1. OUTPUT CURRENT VS. INPUT CURRENT



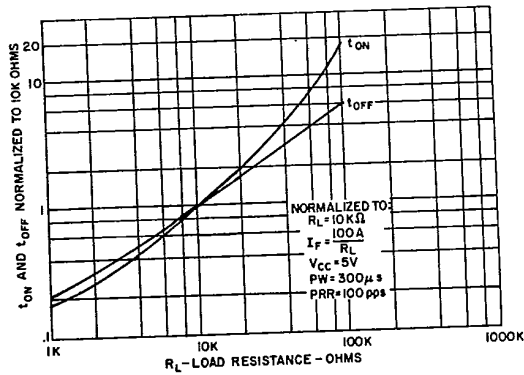
2. OUTPUT CURRENT VS. TEMPERATURE



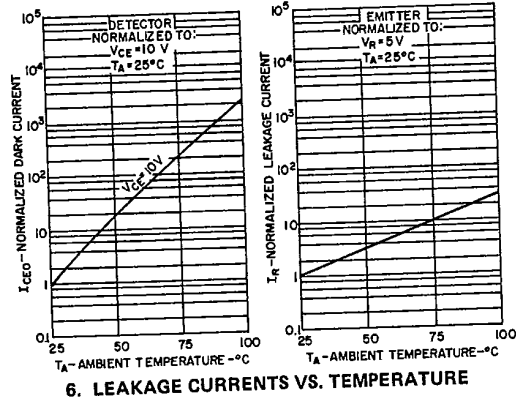
3. INPUT CHARACTERISTICS



4. OUTPUT CHARACTERISTICS



5. SWITCHING SPEED VS. R_L



6. LEAKAGE CURRENTS VS. TEMPERATURE

10