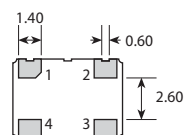
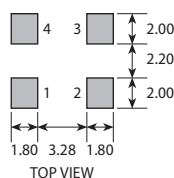


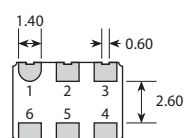
SOLDER PAD LAYOUTS



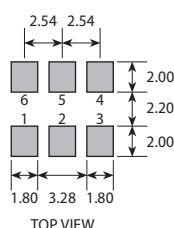
GVXO-753D



TOP VIEW



GVXO-753F



TOP VIEW

CONNECTION		
PAD	Variant D	Variant F
1	Control voltage	Control voltage
2	Ground	Enable/Disable
3	Output	Ground
4	Supply	Output
5	-	Not connected
6	-	Supply

Scale 2:1

Features

- 3.3V supply
- Low cost for volume applications
- Enable / disable tristate function (6-pad)

Enable / Disable Function

Input (pad 2)	Output (pad 4)
Open	Enabled
'1' level	Enabled
'0' level	High Impedance

Specifications

GVXO-753D: 4 pads, No Enable / Disable

GVXO-753F: 6 pads, Enable / Disable function

Parameters	Variant		Option Codes
	D	F	
Package: 4 pads, 5.08mm pitch 6 pads, 2.54mm pitch	■	■	
Frequency range: 1.5440 ~ 47.0MHz	■	■	
Voltage control: +1.65V ±1.50V, 10% linearity	■	■	
Frequency pullability (min): ±50ppm ±100ppm ±120ppm Other	<input type="checkbox"/> ■ <input type="checkbox"/> <input type="checkbox"/>	<input type="checkbox"/> ■ <input type="checkbox"/> <input type="checkbox"/>	N S V specify
Frequency stability (max): ±50ppm ±25ppm Other	■ <input type="checkbox"/> <input type="checkbox"/>	■ <input type="checkbox"/> <input type="checkbox"/>	B C specify
Operating temperature range: -10 to +70°C -40 to +85°C Other	■ <input type="checkbox"/> <input type="checkbox"/>	■ <input type="checkbox"/> <input type="checkbox"/>	I specify
Storage temperature range: -40 to +85°C	■	■	
Supply voltage (V_{DD}): +3.3V (±5%)	■	■	
Supply current: 10mA max (1.0 ~ 20.0MHz) 15mA max (>20.0 ~ 30.0MHz) 20mA max (>30.0 ~ 40.0MHz) 25mA max (>40.0MHz)	■ ■ ■ ■	■ ■ ■ ■	
Driving ability: 15pF CMOS	■	■	
Logic levels: '0' level = 10%V _{DD} max '1' level = 90%V _{DD} min	■ ■	■ ■	
Waveform symmetry: 45:55 max	■	■	
Rise / fall time (10%~90%V_{DD}): 10ns max (2.0 ~ 10.0MHz) 6ns max (>10.0MHz)	■ ■	■ ■	
Enable / disable function: Tristate (control via pad 2)		■	

■ Standard. □ Optional - Please specify required code(s) when ordering


Ordering Information

Product + option codes + frequency

eg: **GVXO-753D/SC 16.384MHz** ±100ppm pullability, ±25ppm stability**GVXO-753F/VB 35.3280MHz** ±120ppm pullability, ±50ppm stability

Option codes must be included to fully specify a model.

Option code X (eg GVXO-753F/X) denotes a custom spec.



Packaging & Handling

Production quantities supplied on T & R, 1k pcs per reel.
Small quantities may be supplied on tape (no reel), or in bulk.



♦ Static sensitive product. Observe proper handling precautions

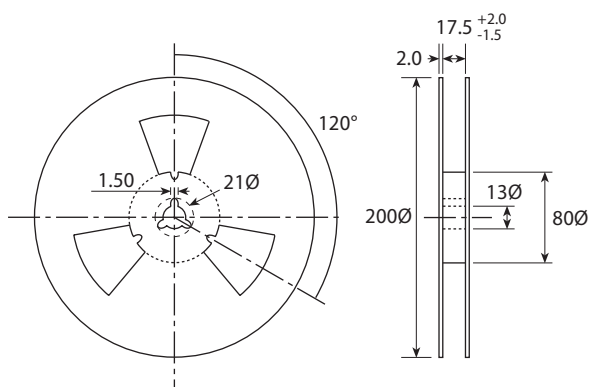
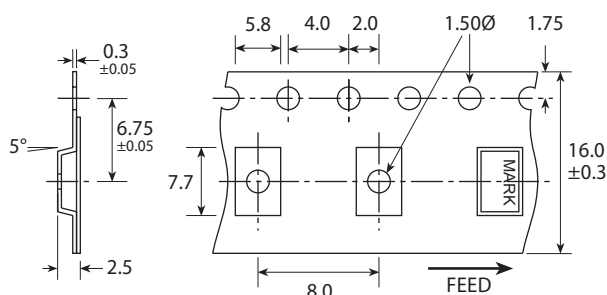
Marking

GOLLEDGE
FREQUENCY
• PARTNO DC

• Pin 1
Marking type: Laser
DC = Date code in YM, eg "CE" = May 2003

	A	B	C	D	E	F	G	H	J	K	L	M
Y	1	2	3	4	5	6	7	8	9	0		
M	Jan	Feb	Mar	Apr	May	Jun	Jul	Aug	Sep	Oct	Nov	Dec

Tape & Reel Specification



Not to scale. Dimensions in mm. Tolerances ± 0.1 mm unless otherwise stated

Construction

- ➡ Ceramic body with gold-plated pads
- ➡ Metal lid, seam sealed

Composition



This product is lead-free, and is fully compliant with the RoHS directive 2002/95/EC



Soldering Profile

