

# GPTS2356

## PHASE CONTROLLED SCR

High reliability operation  
DC power supply  
AC drives

<b>VOLTAGE UP TO</b>	<b>2000 V</b>
<b>AVERAGE CURRENT</b>	<b>3560 A</b>
<b>SURGE CURRENT</b>	<b>50.4 kA</b>

### BLOCKING CHARACTERISTICS

Characteristic		Conditions	Value
VRRM	Repetitive peak reverse voltage		2000 V
VRSM	Non-repetitive peak reverse voltage		2100 V
VDRM	Repetitive peak off-state voltage		2000 V
IDRM	Repetitive peak off-state current, max.	VDRM, single phase, half wave, Tj = Tjmax	200 mA
IRRM	Repetitive peak reverse current, max.	VRRM, single phase, half wave, Tj = Tjmax	200 mA

### ON-STATE CHARACTERISTICS

IT(AV)	Average on-state current	Sine wave, 180° conduction, Th = 55 °C	3560 A
IT(RMS)	R.M.S. on-state current	Sine wave, 180° conduction, Th = 55 °C	5592 A
ITSM	Surge on-state current	Non rep. half sine wave, 50 Hz, VR = 0 V, Tj = Tjmax	50.4 kA
I²t	I² t for fusing coordination		12701 kA²s
VT(TO)	Threshold voltage	Tj = Tjmax	0.94 V
rT	On-state slope resistance	Tj = Tjmax	0.126 mΩ
VTM	Peak on-state voltage, max	On-state current It = 6300 A , Tj = 25 °C	1.64 V
IH	Holding current, max	Tj = 25 °C	300 mA
IL	Latching current, typ	Tj = 25 °C	700 mA

### TRIGGERING CHARACTERISTICS

VGT	Gate trigger voltage	Tj = 25 °C, VD = 5 V	3.5 V
IGT	Gate trigger current	Tj = 25 °C, VD = 5 V	350 mA
VGD	Non-trigger voltage	VD = 67% VRRM, Tj = Tjmax	0.25 V
PGM	Peak gate power dissipation	Pulse width 100 μs	150 W
PG(AV)	Average gate power dissipation		2 W
IFGM	Peak gate current		10 A
VFGM	Peak gate voltage (forward)		30 V
VRGM	Peak gate voltage (reverse)		5 V

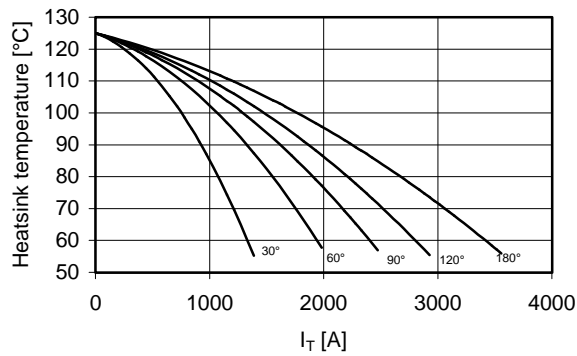
### SWITCHING CHARACTERISTICS

di/dt	Critical rate of rise of on-state current	Tj = Tjmax	200 A/μs
dV/dt	Critical rate of rise of off-state voltage	Tj = Tjmax	500 V/μs
tq	Turn-off time, typ	Tj = Tjmax, It = 1000 A, di/dt = -20 A/μs	μs
		VR = 50 V, VD = 67% VDRM, dV/dt = 20 V/μs	

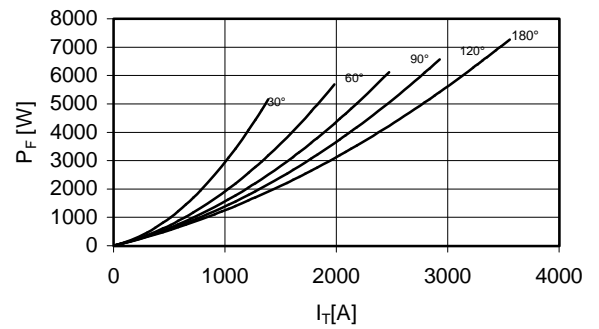
### THERMAL AND MECHANICAL CHARACTERISTICS

Rth(j-c)	Thermal resistance (junction to case)	Double side cooled	0.008 °C/W
Rth(c-h)	Thermal resistance (case to heatsink)	Double side cooled	0.002 °C/W
Tjmax	Max operating junction temperature		125 °C
Tstg	Storage temperature		-40 / 125 °C
F	Clamping force ± 5%		45 kN
	Mass		1100 g

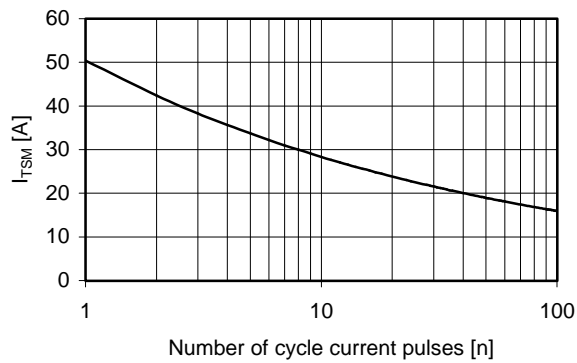
Current rating - sine wave



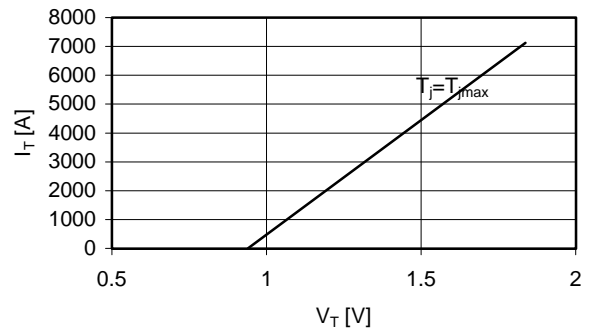
Power loss - sine wave



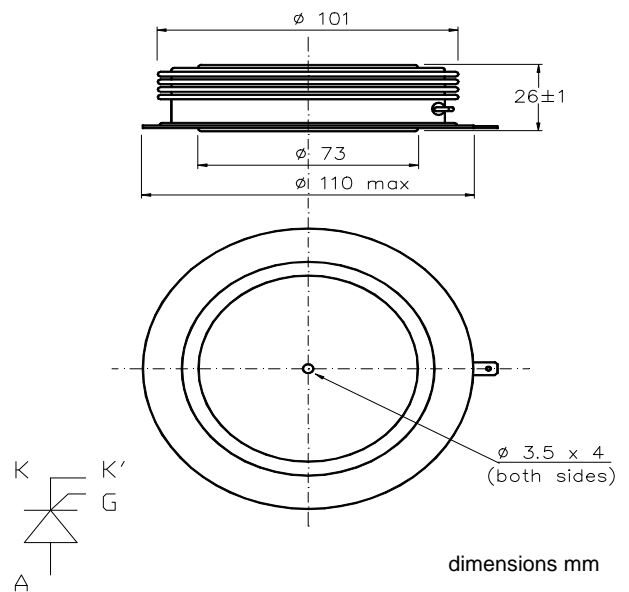
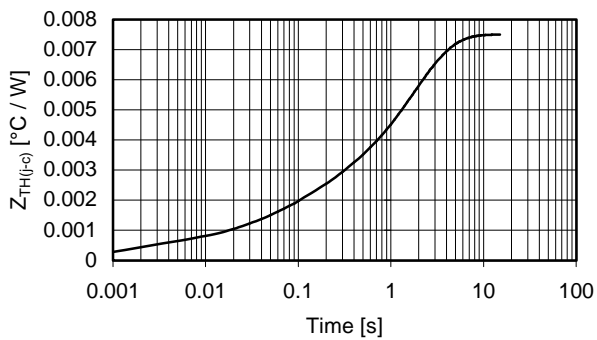
Maximum surge current  
d.s. cooled



On-state voltage drop



Thermal impedance (j-c)



In the interest of product improvement Green Power Solutions reserves the right to change any specification given in this data sheet without notice.