


Infrared LED

L8245

Peak emission wavelength: 1.65 μm



L8245 is a long-wavelength infrared LED using an InGaAs chip. The peak emission occurs at a wavelength near the methane gas absorption band, making L8245 ideal for a light source for methane gas detection.

Features

- Peak emission wavelength: 1.65 μm
- High radiant output

Applications

- Light source for methane gas detection

■ Absolute maximum ratings (Ta=25 °C, unless otherwise noted)

Parameter	Symbol	Condition	Value	Unit
Reverse voltage	VR Max.		1	V
Forward current	IF		80	mA
Forward current decrease rate	-		1.1	mA/°C
Pulse forward current	IFP	Pulse width=10 μs Duty ratio=1 %	1.0	A
Pulse forward current decrease rate	-		13	mA/°C
Power dissipation	P		150	mW
Operating temperature	Topr		-30 to +85	°C
Storage temperature	Tstg		-40 to +100 ^{*1}	°C

*1: Guaranteed to resist temperature cycle test of up to 5 cycles.

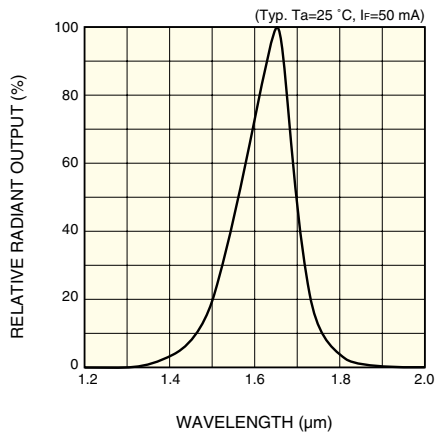
■ Electrical and optical characteristics (Ta=25 °C)

Parameter	Symbol	Condition	Min.	Typ.	Max.	Unit
Peak emission wavelength	λ_p	IF=50 mA	1.6	1.65	1.7	μm
Spectral half width	$\Delta\lambda$	IF=50 mA	-	130	-	nm
Radiant flux	ϕ_e	IF=50 mA	0.5	0.8	-	mW
Forward voltage	VF	IF=50 mA	-	1.0	1.5	V
Reverse current	IR	VR=1 V	-	-	10	μA
Cut-off frequency	fc	IF=50 mA \pm 10 mAp-p, ^{*2}	1	3	-	MHz

*2: Frequency at which the optical output decreases by -3 dB versus a reference output level at 100 kHz.

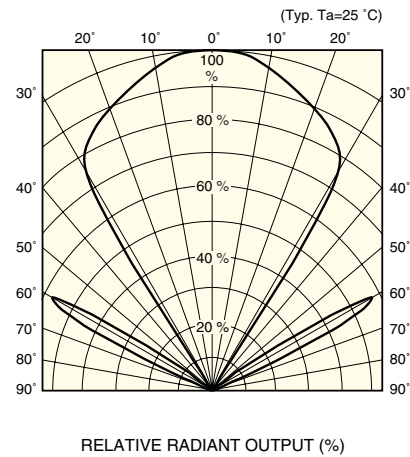
L8245 may be damaged or performance may deteriorate due to static electricity, so use caution when handling.

■ Emission spectrum



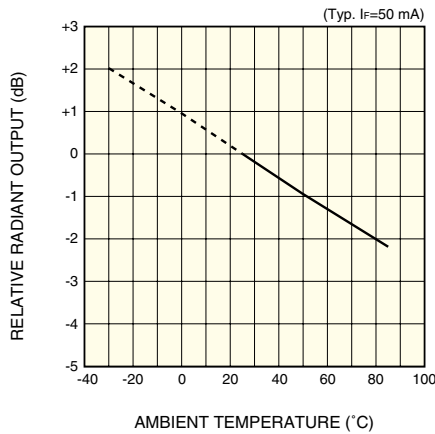
KLEDB0222EA

■ Directivity



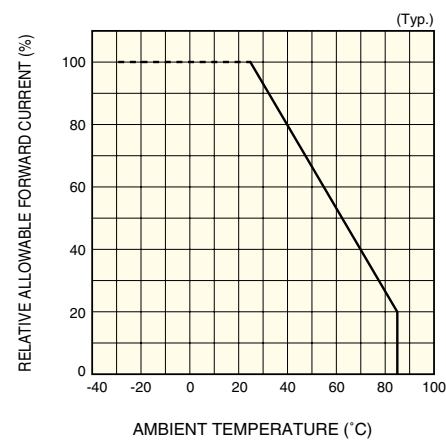
KLEDB0223EA

■ Radiant output vs. ambient temperature



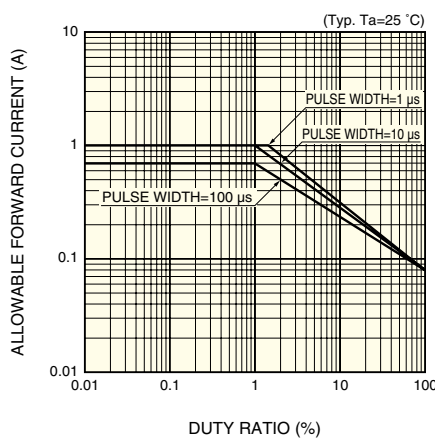
KLEDB0224EA

■ Allowable forward current vs. ambient temperature



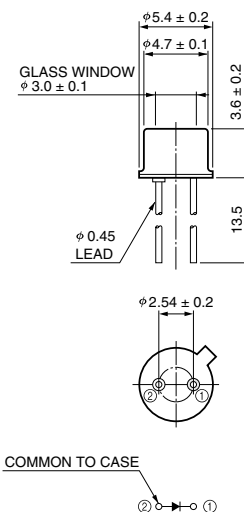
KLEDB0027EB

■ Allowable forward current vs. duty ratio



KLEDB0225EA

■ Dimensional outline (unit: mm)



KLEDA0071EA

HAMAMATSU

HAMAMATSU PHOTONICS K.K., Solid State Division

1126-1 Ichino-cho, Hamamatsu City, 435-8558 Japan, Telephone: (81) 053-434-3311, Fax: (81) 053-434-5184, <http://www.hamamatsu.com>

U.S.A.: Hamamatsu Corporation, 360 Foothill Road, P.O.Box 6910, Bridgewater, N.J. 08807-0910, U.S.A., Telephone: (1) 908-231-0960, Fax: (1) 908-231-1218

Germany: Hamamatsu Photonics Deutschland GmbH, Arzbergerstr. 10, D-82211 Herrsching am Ammersee, Germany, Telephone: (49) 08152-3750, Fax: (49) 08152-2658

France: Hamamatsu Photonics France S.A.R.L.: 8, Rue du Saule Trapu, Parc du Moulin de Massy, 91882 Massy Cedex, France, Telephone: 33-(1) 69 53 71 00, Fax: 33-(1) 69 53 71 10

United Kingdom: Hamamatsu Photonics UK Limited, 2 Howard Court, 10 Tewin Road, Welwyn Garden City, Hertfordshire AL7 1BW, United Kingdom, Telephone: (44) 1707-294888, Fax: (44) 1707-325777

North Europe: Hamamatsu Photonics Norden AB, Smidesvägen 12, SE-171 41 Solna, Sweden, Telephone: (46) 8-509-031-00, Fax: (46) 8-509-031-01

Italy: Hamamatsu Photonics Italia S.R.L.: Strada della Moia, 1/E, 20020 Arese, (Milano), Italy, Telephone: (39) 02-935-81-733, Fax: (39) 02-935-81-741

Information furnished by HAMAMATSU is believed to be reliable. However, no responsibility is assumed for possible inaccuracies or omissions. Specifications are subject to change without notice. No patent rights are granted to any of the circuits described herein. ©2002 Hamamatsu Photonics K.K.