

S-1 Spectral Response, High Infrared Sensitivity (QE0.08% at 1.06 μm) 38mm(1-1/2 Inch) Diameter, 10-Stage, Head-On Type

GENERAL

Parameter		Description/Value	Unit
Spectral Response		400 to 1200	nm
Wavelength of Maximum Response		800	nm
Photocathode	Material	Ag-O-Cs	—
	Minimum Effective Area	34	mm dia.
Window Material		Borosilicate glass	—
Dynode	Structure	Circular-cage	—
	Number of Stages	10	—
Base		12-pin base JEDEC No. B12-43	—
Suitable Socket		E678-12A (supplied)	—

MAXIMUM RATINGS (Absolute Maximum Values)

Parameter		Value	Unit
Supply Voltage	Between Anode and Cathode	1500	Vdc
	Between Anode and Last Dynode	250	Vdc
Average Anode Current		0.01	mA
Ambient Temperature		-30 to +50	°C

CHARACTERISTICS (at 25°C)

Parameter		Min.	Typ.	Max.	Unit
Cathode Sensitivity	Luminous (2856K)	10	25	—	$\mu\text{A/lm}$
	Radiant at 800nm	—	2.4	—	mA/W
	Red/White Ratio (Toshiba IR-D80A filter)	—	0.14	—	—
	Quantum Efficiency at 1.06 μm	—	0.08	—	%
Anode Sensitivity	Luminous (2856K)	1	5	—	A/lm
	Radiant at 800nm	—	480	—	A/W
Gain		—	2×10^5	—	—
Anode Dark Current (at 4 A/lm)		—	7000	20000	nA
Time Response	Anode Pulse Rise Time	—	2.2	—	ns
	Electron Transit Time	—	37	—	ns

NOTE: Anode characteristics are measured with the voltage distribution ratio shown below.

VOLTAGE DISTRIBUTION RATIO AND SUPPLY VOLTAGE

Electrodes	K	Dy1	Dy2	Dy3	Dy4	Dy5	Dy6	Dy7	Dy8	Dy9	Dy10	P
Ratio	2	1	1	1	1	1	1	1	1	1	1	1

Supply Voltage : 1250Vdc, K : Cathode, Dy : Dynode, P : Anode

PHOTOMULTIPLIER TUBE R1767

Figure 1: Typical Spectral Response

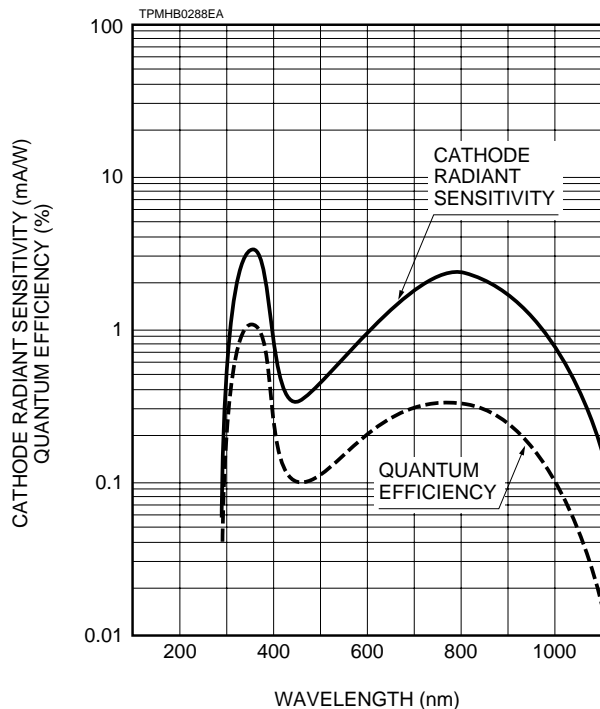
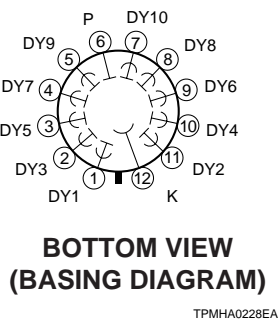
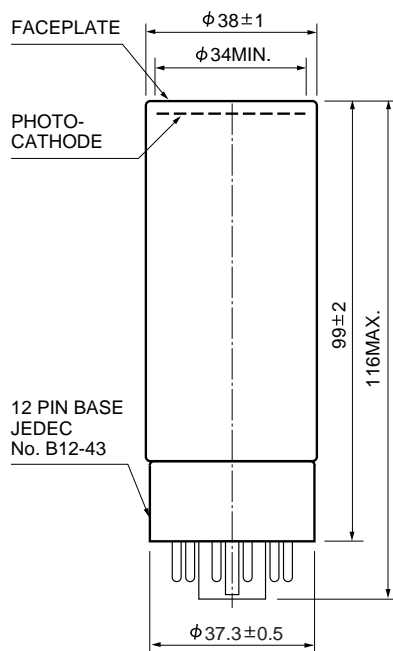
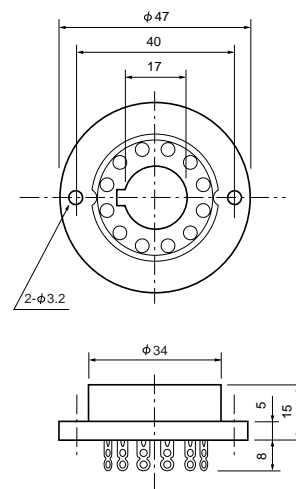


Figure 2: Dimensional Outline and Basing Diagram (Unit: mm)



Socket
(E678 - 12A)



HAMAMATSU

HOME PAGE URL <http://www.hamamatsu.com>

HAMAMATSU PHOTONICS K.K., Electron Tube Center

314-5, Shimokanzo, Toyooka-village, Iwata-gun, Shizuoka-ken, 438-0193, Japan, Telephone: (81)539/62-5248, Fax: (81)539/62-2205

U.S.A.: Hamamatsu Corporation: 360 Foothill Road, P. O. Box 6910, Bridgewater, N.J. 08807-0910, U.S.A., Telephone: (1)908-231-0960, Fax: (1)908-231-1218

Germany: Hamamatsu Photonics Deutschland GmbH: Arzbergerstr. 10, D-82211 Herrsching am Ammersee, Germany, Telephone: (49)8152-375-0, Fax: (49)8152-2658

France: Hamamatsu Photonics France S.A.R.L.: 8, Rue du Saule Trappu, Parc du Moulin de Massy, 91882 Massy Cedex, France, Telephone: (33)1 69 53 71 00, Fax: (33)1 69 53 71 10

United Kingdom: Hamamatsu Photonics UK Limited: Lough Point, 2 Gladbeck Way, Windmill Hill, Enfield, Middlesex EN2 7JA, United Kingdom, Telephone: 44(20)8-367-3560, Fax: 44(20)8-367-6384

North Europe: Hamamatsu Photonics Norden AB: Smidesvägen 12, SE-171-41 SOLNA, Sweden, Telephone: (46)8-509-031-00, Fax: (46)8-509-031-01

Italy: Hamamatsu Photonics Italia: S.R.L.: Strada della Moia, 1/E, 20020 Arese, (Milano), Italy, Telephone: (39)02-935 81 733, Fax: (39)02-935 81 741

TPMH1116E02
DEC. 1999