


GT9 Series

Developed for Equipment
Exposed to Harsh Environmental Conditions

<12 Pos., 15 Pos., 16 Pos., 18 Pos., 19 Pos., and 25 Pos.>



Features


- Bottom entry type
- High-pressure type with dimple processing at contact portion
- Flux prevention processing specification also available.* (Specification 05)
 - * Flux prevention processing: The hole connector is immersed in a flux prevention processing liquid and the surface is coated to prevent flux wicking.

Custom orders of other numbers of Pos. can be accommodated.

Applications

Automotive equipment, IPM, and IGBT.

■ F Connectors



 Recommended PCB Mounting Pattern


 **M Connectors**

● Right-angle Type

[illegible]

Item	Material	Finish
Housing	PBT	Color: Black
Terminal	Brass	Tin plating

● Straight Type

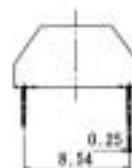




Technical drawing of a 5-hole punch. The drawing includes a top view and a side view. The top view shows a rectangular plate with five circular holes. Dimensions are given in millimeters: overall width 63.3 ± 1 , overall length 60.95 ± 1 , hole diameter 2.54 ± 0.3 , and hole spacing 2.54 ± 0.3 . The side view shows the punch's profile with dimensions: total height 3 ± 0.3 , hole depth 2.54 ± 0.3 , and hole diameter 2.54 ± 0.3 . A label "Production Lot No. Marking" points to a specific area on the side view. A tolerance box indicates $\square 0.64$.

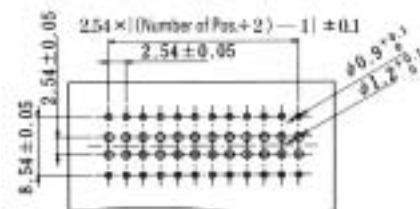
Item	Material	Finish
Housing	PBT	Color: Black
Terminal	Brass	Tin plating

Double-Row Type

F Connectors



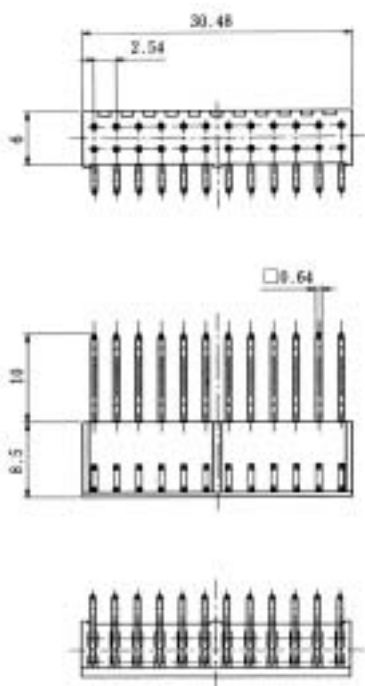
Recommended PCB Mounting Pattern



Part Number	CL No.	Number of positions	A dimension	Remarks
GT9-24D-2.54DSA	759-0003-0-00	24	30.48	
GT9-24D-2.54DSA (05)	759-0003-0-05	24	30.48	Flux prevention finish
GT9-24D-2.54DSA (23)	759-0003-0-23	24	30.48	Color: Natural
GT9-30D-2.54DSA	759-0018-7-00	30	38.10	
GT9-30D-2.54DSA (05)	759-0018-7-05	30	38.10	Flux prevention finish

Item	Material	Finish
Housing	PA	Color: Black Color: Natural
Terminal	Phosphor brass	Tin plating

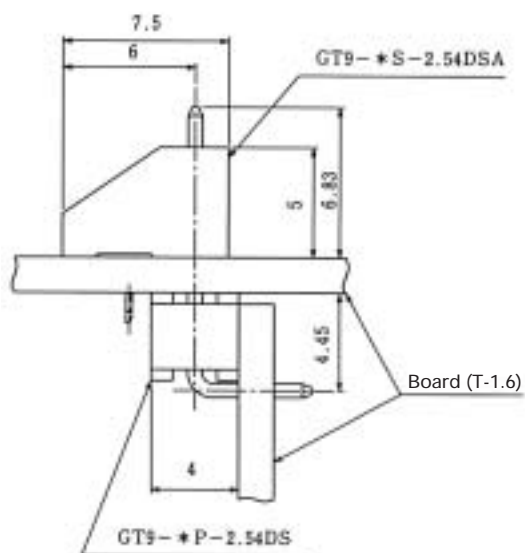
M Connectors



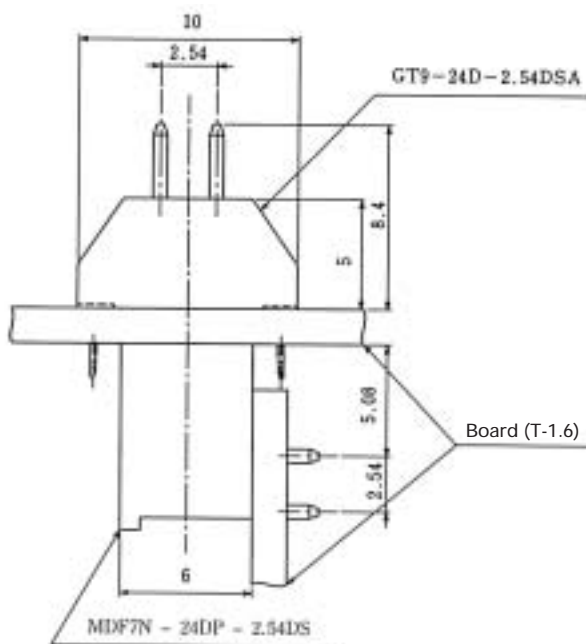
Part Number	CL No.	Item	Material	Finish
MDF7N-24DP-2.54DS (01)	547-0226-8-01	Housing	PBT	Color: Black
		Terminal	Brass	Tin plating

◆ Mating Diagram

● Single-Row Type

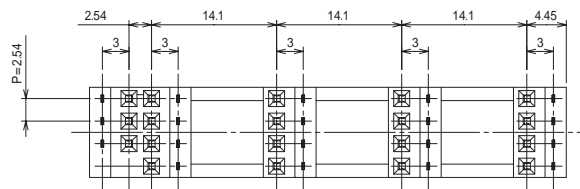
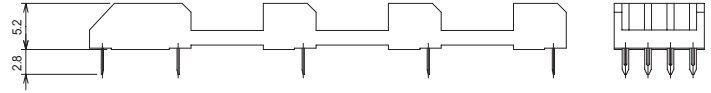
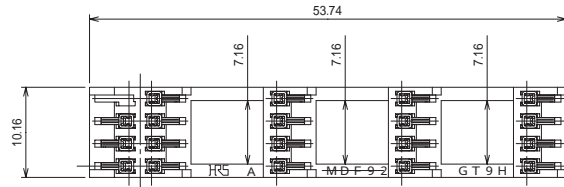
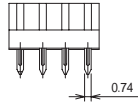


● Double-Row Type

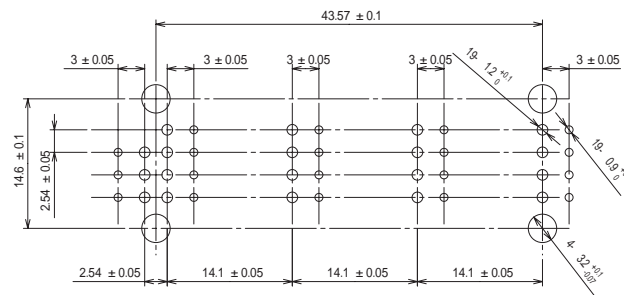


5-Row Type

F Connectors



Recommended PCB Mounting Pattern



Part Number	CL No.	Item	Material	Finish
GT9H-19S-2.54DSA (01)	759-0023-7-01	Housing	PBT	Color: Black
		DSA Terminal	Phosphor bronze	Contact area: Gold plating Termination area: Tin plating