


Ribbon Cable Connector (Pin Header)

HIF3E Series



■Features

1. Product Variation

The straight type connector is connected vertical to the printed board, and the right angle type connector is connected horizontal to the printed board.

2. Compatibility

This pin header is compatible with HIF3B series.

■Applications

Computers, terminal equipment, PPC, various kinds of electronic equipment, business machines, etc.

■Product Specifications

Rating	Current rating: 1A Voltage rating: 200V AC	Operating Temperature Range:-55 to +85°C (Note 1) Operating Moisture Range:40 to 80%	Storage Temperature Range:-10 to +60°C (Note 2) Storage Humidity Range:40 to 70% (Note 2)
--------	-----------------------------------------------	-----------------------------------------------------------------------------------------	----------------------------------------------------------------------------------------------

Item	Specification	Condition
1. Insulation Resistance	1000M ohms min.	500V DC
2. Withstanding voltage	No flashover or insulation breakdown.	650V AC/1 minute
3. Contact Resistance	15m ohms max.	0.1A
4. Vibration	No electrical discontinuity of 1 μ s or more	Frequency: 10 to 55 Hz, single amplitude of 0.75 mm, 2 hours in each of the 3 directions.
5. Humidity (Steady state)	Insulation resistance: 1000M ohms min.	96 hours at temperature of 40°C and humidity of 90% to 95%
6. Temperature Cycle	No damage, cracks, or parts looseness.	(-55°C: 30 minutes →15 to 35°C: 5 minutes max. 125°C: 30 minutes →15 to 35°C: 5 minutes max.) 5 cycles
7. Durability (Mating/un-mating)	Contact resistance: 15m ohms max.	500 cycles
8. Resistance to Soldering heat	No deformation of components affecting performance.	Flow: 260°C for 10 seconds
		Manual soldering: 300°C for 3 seconds

Note 1: Includes temperature rise caused by current flow.

Note 2: The term "storage" refers to products stored for long period of time prior to mounting and use. Operating Temperature Range and Humidity range covers non conducting condition of installed connectors in storage, shipment or during transportation.

■Material

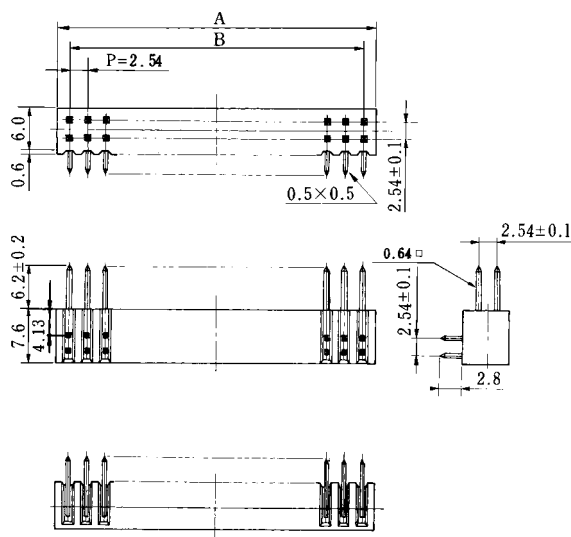

Part	Material	Finish	Remarks
Insulator	PBT	Black	UL94V-0
Contact	Brass	selective gold plating	—

■Ordering Information

HIF3E - * **P** **A** - **2.54** **DS**
① ② ③ ④ ⑤ ⑥

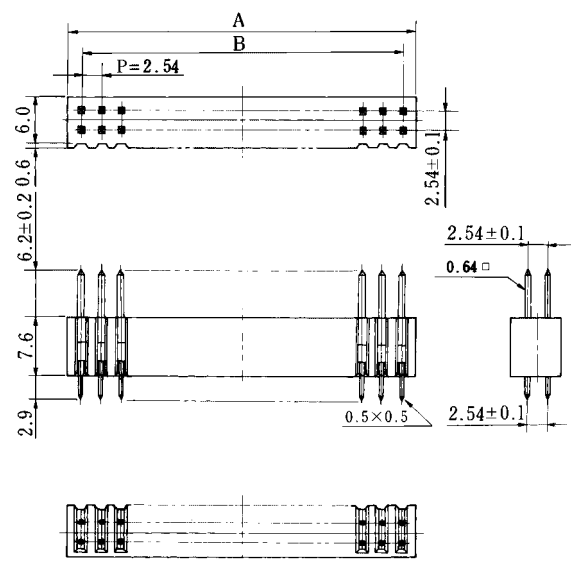

① Series Name: HIF 3E	⑤ Contact Pitch: 2.54mm
② Number of contacts: 8, 10, 12, 16, 18, 20, 26, 30, 34, 40, 50, 60	⑥ Contact type DS : Right angle type DSA: Straight type
③ P: Pin header	
④ A: Selective gold plating	

■ Right Angle Pin Header



Part Number	CL No.	Number of Contacts	A	B
HIF3E-10PA-2.54DS	614-0041-0	10	13.7	10.16
HIF3E-12PA-2.54DS	614-0050-0	12	16.24	12.7
HIF3E-16PA-2.54DS	614-0042-2	16	21.3	17.78
HIF3E-18PA-2.54DS	614-0051-3	18	23.86	20.32
HIF3E-20PA-2.54DS	614-0043-5	20	26.4	22.86
HIF3E-26PA-2.54DS	614-0044-8	26	34.0	30.48
HIF3E-30PA-2.54DS	614-0045-0	30	39.1	35.56
HIF3E-34PA-2.54DS	614-0046-3	34	44.2	40.64
HIF3E-40PA-2.54DS	614-0047-6	40	51.8	48.26
HIF3E-50PA-2.54DS	614-0048-9	50	64.5	60.96
HIF3E-60PA-2.54DS	614-0049-1	60	77.2	73.66

■ Dip Pin Header



Part Number	CL No.	Number of Contacts	A	B
HIF3E- 8PA-2.54DSA	614-0072-3	8	11.2	7.62
HIF3E-10PA-2.54DSA	614-0061-7	10	13.7	10.16
HIF3E-12PA-2.54DSA	614-0070-8	12	16.24	12.7
HIF3E-16PA-2.54DSA	614-0062-0	16	21.3	17.78
HIF3E-18PA-2.54DSA	614-0071-0	18	23.86	20.32
HIF3E-20PA-2.54DSA	614-0063-2	20	26.4	22.86
HIF3E-26PA-2.54DSA	614-0064-5	26	34.0	30.48
HIF3E-30PA-2.54DSA	614-0065-8	30	39.1	35.56
HIF3E-34PA-2.54DSA	614-0066-0	34	44.2	40.64
HIF3E-40PA-2.54DSA	614-0067-3	40	51.8	48.26
HIF3E-50PA-2.54DSA	614-0068-6	50	64.5	60.96
HIF3E-60PA-2.54DSA	614-0069-9	60	77.2	73.66