


Box type Pin Header to Prevent Mis-insertion

HIF3F Series



■Features

1. Prevent to Reverse Insertion

The pin header to prevent reverse insertion is equipped with contact protective walls to the HIF3E series.

2. Compatibility

This pin header is compatible with HIF3B series.

■Applications

Computers, terminal equipment, PPC, various kinds of electronic equipment, office automation machines, etc.

■Product Specifications

Rating	Current rating: 1A Voltage rating: 200V AC	Operating Temperature Range:-55 to +85℃ (Note 1) Operating Moisture Range:40 to 80%	Storage Temperature Range:-10 to +60℃(Note 2) Storage Humidity Range:40 to 70% (Note 2)
--------	---	--	--

Item	Specification	Condition
1. Insulation Resistance	1000M ohms min.	500V DC
2. Withstanding voltage	No flashover or insulation breakdown.	650V AC/1 minute
3. Contact Resistance	15m ohms max.	0.1A
4. Vibration	No electrical discontinuity of 1μs or more	Frequency: 10 to 55 Hz, single amplitude of 0.75 mm, 2 hours in each of the 3 directions.
5. Humidity (Steady state)	Insulation resistance: 1000M ohms min.	96 hours at temperature of 40℃ and humidity of 90% to 95%
6. Temperature Cycle	No damage, cracks, or parts looseness.	(-55℃: 30 minutes →15 to 35℃: 5 minutes max. 125℃: 30 minutes →15 to 35℃: 5 minutes max.) 5 cycles
7. Durability (Mating/un-mating)	Contact resistance15m ohms max.	500 cycles
8. Resistance to Soldering heat	No deformation of components affecting performance.	Flow: 260℃ for 10 seconds
		Manual soldering: 300℃ for 3 seconds

Note 1: Includes temperature rise caused by current flow.

Note 2: The term "storage" refers to products stored for long period of time prior to mounting and use. Operating Temperature Range and Humidity range covers non conducting condition of installed connectors in storage, shipment or during transportation.

■Material

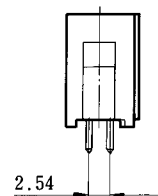
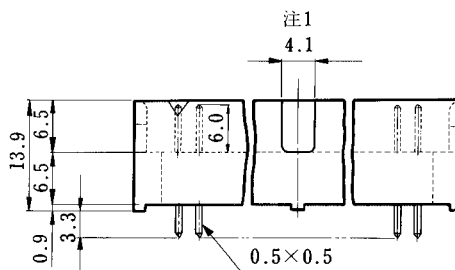
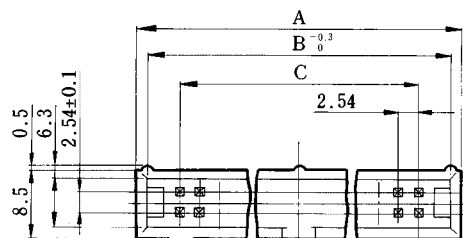

Part	Material	Finish	Remarks
Insulator	PBT	Black	UL94V-0
Contact	Brass	selective gold plating	—

■Ordering Information

HIF3F - * P A - 2.54 DS
① ② ③ ④ ⑤ ⑥

① Series Name: HIF 3F	⑤ Contact Pitch: 2.54mm
② Number of contacts: 10, 16, 20, 26, 30, 34, 40, 50, 60	⑥ Terminal type DS: Right angle type DSA: Straight type
③ P: Pin header	
④ A: Selective gold plating	

■Straight Pin Header

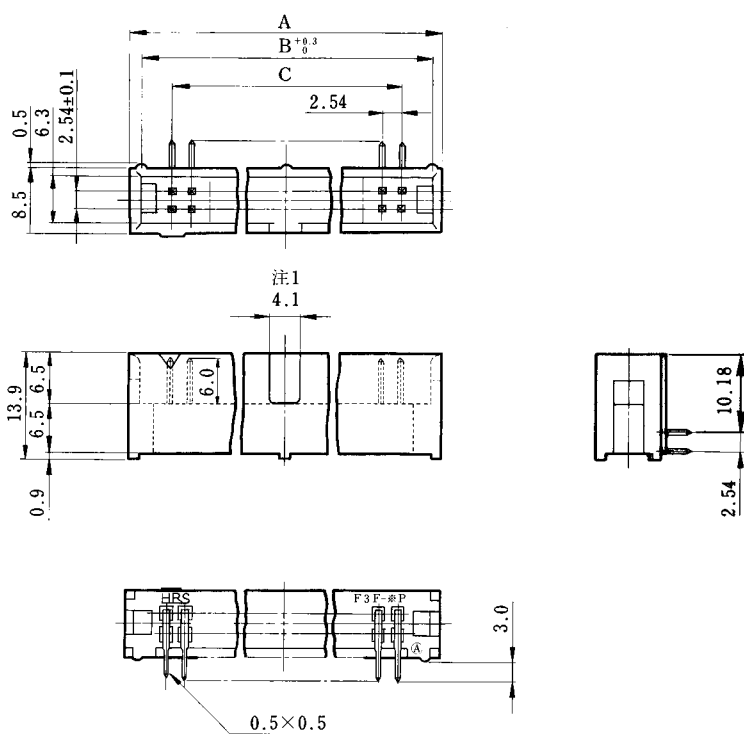



Unit: mm

Part Number	CL No.	Number of Contacts	A	B	C
HIF3F-10PA-2.54DSA	615-0061-3	10	20.5	17.5	10.16
HIF3F-16PA-2.54DSA	615-0062-6	16	28.1	25.1	17.78
HIF3F-20PA-2.54DSA	615-0063-9	20	33.2	30.2	22.86
HIF3F-26PA-2.54DSA	615-0064-1	26	40.8	37.8	30.48
HIF3F-30PA-2.54DSA	615-0065-4	30	45.9	42.9	35.56
HIF3F-34PA-2.54DSA	615-0066-7	34	51.0	48.0	40.64
HIF3F-40PA-2.54DSA	615-0067-0	40	58.6	55.6	48.26
HIF3F-50PA-2.54DSA	615-0068-2	50	71.3	68.3	60.96
HIF3F-60PA-2.54DSA	615-0069-5	60	84.0	81.0	73.66

Note: The slot size for false-insertion for 50 contact and 60 contact connectors is 26.96.

■Right Angle Pin Header



Unit: mm

Part Number	CL No.	Number of Contacts	A	B	C
HIF3F-10PA-2.54DS	615-0041-6	10	20.5	17.5	10.16
HIF3F-16PA-2.54DS	615-0042-9	16	28.1	25.1	17.78
HIF3F-20PA-2.54DS	615-0043-1	20	33.2	30.2	22.86
HIF3F-26PA-2.54DS	615-0044-4	26	40.8	37.8	30.48
HIF3F-30PA-2.54DS	615-0045-7	30	45.9	42.9	35.56
HIF3F-34PA-2.54DS	615-0046-0	34	51.0	48.0	40.64
HIF3F-40PA-2.54DS	615-0047-2	40	58.6	55.6	48.26
HIF3F-50PA-2.54DS	615-0048-5	50	71.3	68.3	60.96
HIF3F-60PA-2.54DS	615-0049-8	60	84.0	81.0	73.66

Note: The slot size for false-insertion for 50 contact and 60 contact connectors is 26.96.