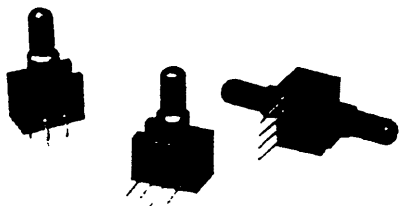


Pressure Sensors

Gage and Differential/Unamplified-Compensated

26PC Series

Temperature Compensated Sensors



FEATURES

- Lowest priced sensor with temperature compensation and calibration
- Variety of gage pressure port configurations - easily and quickly modified for your special needs

- Choice of termination for gage sensors
- Calibrated Null and Span
- Temperature compensated for Span over 0 to 50°C
- Provides interchangeability
- Can be used to measure with vacuum or positive pressure

26PC SERIES PERFORMANCE CHARACTERISTICS at 10.0 ±0.01 VDC Excitation, 25°C

	Min.	Typ.	Max.	Units
Excitation	---	10	16	VDC
Null Offset	-1.5	0	+1.5	mV
Null Shift, 25° to 0°, 25° to 50°C	---	---	±1.0	mV
Linearity, P2 > P1, BFSL	---	±0.25	---	%Span
Sensitivity Shift, 25° to 0°, 25° to 50°C	---	---	±1.0	%Span
1 psi Sensitivity Shift	---	---	±2.0	%Span
Repeatability & Hysteresis	---	±0.20	---	%Span
Response Time	---	---	1.0	msec
Input Resistance	---	7.5 K	---	ohms
Output Resistance	---	2.5 K	---	ohms
Stability over One Year	---	±0.5	---	%Span
Weight	---	2	---	grams

Total error calculation, see page 66

ENVIRONMENTAL SPECIFICATIONS

Operating Temperature	-40° to 85°C (-40° to +185°F)
Storage Temperature	-55° to +100°C (-67° to +212°F)
Compensated Temperature	0° to +50°C (32° to +122°F)
Shock	Qualification tested to 150 g
Vibration	MIL-STD-202. Method 213 (150g halfsine, 11 msec)
Media (P1 & P2)	Limited only to those media which will not attack polyetherimide, silicon and fluorosilicone seal

26PC SERIES ORDER GUIDE

Catalog Listing	Pressure Range psi	Span, mV			Sensitivity mV/psi Typ.	Overpressure psi Max.	Linearity, %Span P2 > P1 Max.
		Min.	Typ.	Max.			
26PCA Type	1	14.7	16.7	18.7	16.7	20	±1.0
26PCB Type	5.0	47	50	53	10	20	±1.0
26PCC Type	15	97	100	103	6.67	45	±1.0
26PCD Type	30	97	100	103	3.33	60	±1.0

Pressure Sensors

Gage and Differential/Unamplified-Compensated

26PC Series

SENSOR SELECTION GUIDE

2 Product Family	6 Circuit Type	PC Pressure Transducer	B Pressure Range	F* Type of Seal	A Type of Port	2 Termination Style	G Pressure Measurement
2 20PC family	6 Compensated Calibrated		A 1 psi B 5 psi C 15 psi D 30 psi	F Fluorosilicone	A Straight B Barbed C Luer D Modular H M5 Thread I 90° Port J Needle M ¼ - 28 UNF Thread	1 1 x 4 2 2 x 2	G Gage D Differential

Example: 26PCBFA2G

Compensated and calibrated 5 psi sensor with fluorosilicone seal, straight port, 2 x 2 terminals, and Gage pressure measurement.

*Other media seal materials may be available.

ACCESSORIES SELECTION GUIDE

Catalog Number	Description
PC10182	Steel locking (Included with Port Style A, 1 x 4 terminals only)
PC10949	Single hole plastic bracket (Must be separately ordered)

Not all combinations are established. Contact 800 number before final design. The following listings are typically stocked in small quantities.

26PC ORDER GUIDE

Catalog Listing
26PCBFA1D
26PCBFA1G 26PCCFA1D
26PCCFA1G
26PCDFA1D
26PCDFA1G

Unamplified

Pressure Sensors

Gage and Differential/Unamplified

24/26PC Series

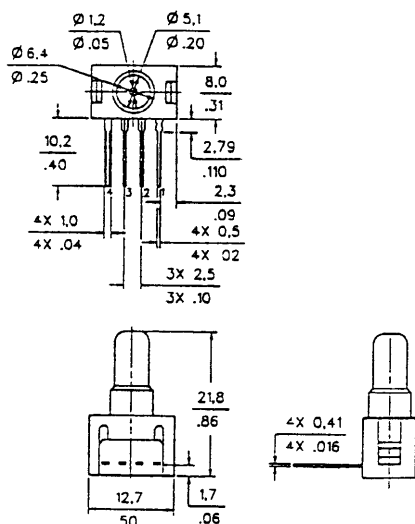
MOUNTING DIMENSIONS (for reference only)

GAGE SENSOR

Pressure is applied to port P2.
Port P1 vents to ambient pressure.

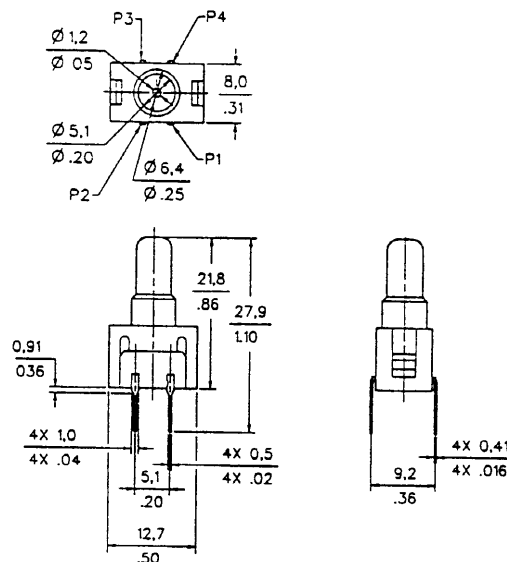
"1 x 4" Termination (Style 1), Port Style A, Straight

Pin 1 is notched, and is shown at the right of the package.
Pin 2 is next to pin 1, etc.



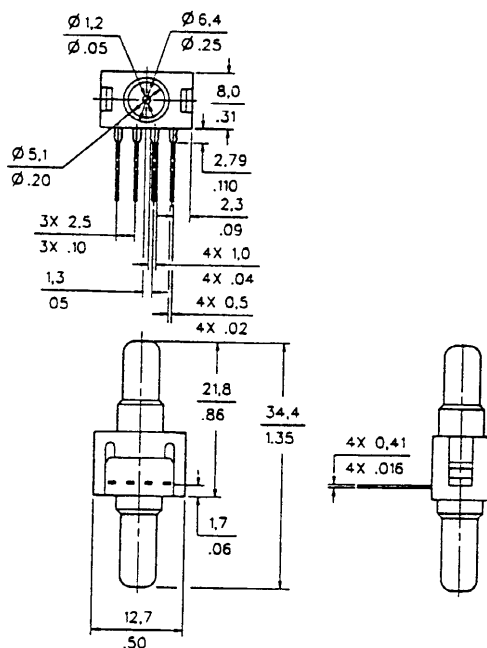
"2 x 2" Termination (Style 2), Port Style A, Straight

Pin 1 is notched, and is shown at lower right corner.
Pins 2, 3 and 4 are clockwise.



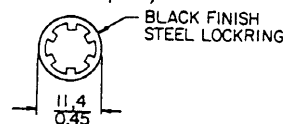
DIFFERENTIAL SENSOR

Straight Port, 1 x 4 termination (Style 2) ONLY
Port P1 is near terminals.

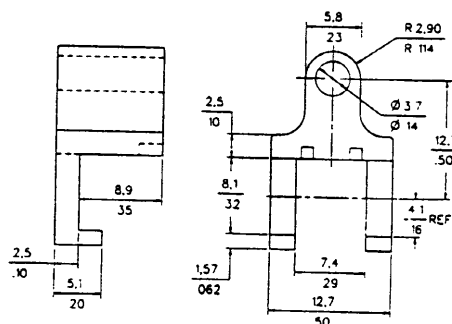


ACCESSORIES

Lockring (included with A port)
PC10182



Single hole Plastic Bracket (purchase separately)
PC10949



Dual Port Plastic Bracket (purchase separately)
PC15015

