


CHIPLED

LO R971, LY R971



Besondere Merkmale

- **Gehäusotyp:** 0805
- **Besonderheit des Bauteils:** extrem kleine Bauform 2,0 mm x 1,25 mm x 0,8 mm
- **Wellenlänge:** 587 nm (gelb), 605 nm (orange)
- **Abstrahlwinkel:** extrem breite Abstrahlcharakteristik (160°)
- **Technologie:** GaAsP (gelb, orange)
- **optischer Wirkungsgrad:** 1,5 lm/W (gelb), 1,5 lm/W (orange)
- **Verarbeitungsmethode:** für alle SMT-Bestücktechniken geeignet
- **Lötmethode:** IR Reflow Löten
- **Vorbehandlung:** nach JEDEC Level 2
- **Gurtung:** 8 mm Gurt mit 4000/Rolle, ø180 mm

Anwendungen

- Informationsanzeigen im Innenbereich
- optischer Indikator
- Flache Hinterleuchtung (LCD, Handy, Schalter, Display)
- Spielsachen

Features

- **package:** 0805
- **feature of the device:** extremely small package 2.0 mm x 1.25 mm x 0.8 mm
- **wavelength:** 587 nm (yellow), 605 nm (orange)
- **viewing angle:** extremely wide (160°)
- **technology:** GaAsP (yellow, orange)
- **optical efficiency:** 1.5 lm/W (yellow), 1.5 lm/W (orange)
- **assembly methods:** suitable for all SMT assembly methods
- **soldering methods:** IR reflow soldering
- **preconditioning:** acc. to JEDEC Level 2
- **taping:** 8 mm tape with 4000/reel, ø180 mm

Applications

- indoor displays
- optical indicators
- flat backlighting (LCD, cellular phones, switches, displays)
- toys

Typ	Emissionsfarbe	Farbe der Lichtaustrittsfläche	Lichtstärke		Bestellnummer
Type	Color of Emission	Color of the Light Emitting Area	Luminous Intensity $I_F = 20 \text{ mA}$ $I_V \text{ (mcd)}$		Ordering Code
			min.	typ.	
LO R971	orange	colorless diffused	2.8	6	Q62702-P5180
LY R971	yellow	colorless diffused	2.8	6	Q62702-P5181

Helligkeitswerte werden mit einer Stromeinprägedauer von 25 ms und einer Genauigkeit von $\pm 11 \%$ ermittelt.
Luminous intensity is tested at a current pulse duration of 25 ms and a tolerance of $\pm 11 \%$.

*Anm.: Die Standardlieferform von Serientypen beinhaltet eine untere bzw. eine obere Familiengruppe, die aus nur 3 bzw. 4 Halbgruppen besteht. Einzelne Halbgruppen sind nicht erhältlich.
In einer Verpackungseinheit / Gurt ist immer nur eine Halbgruppe enthalten.*

*Note: The standard shipping format for serial types includes a lower or upper family group of 3 or 4 individual groups. Individual half groups are not available.
No packing unit / tape ever contains more than one luminous intensity half group.*

Grenzwerte
Maximum Ratings

Bezeichnung Parameter	Symbol Symbol	Wert Value	Einheit Unit
Betriebstemperatur Operating temperature range	T_{op}	– 30 ... + 85	°C
Lagertemperatur Storage temperature range	T_{stg}	– 40 ... + 85	°C
Sperrschichttemperatur Junction temperature	T_j	+ 95	°C
Durchlassstrom Forward current	I_F	25 (orange) 20 (yellow)	mA
Stoßstrom Surge current $t_p = 10 \mu s, D = 0.1$	I_{FM}	0.1	A
Sperrspannung Reverse voltage	V_R	5	V
Leistungsaufnahme Power consumption	P_{tot}	65	mW
Wärmewiderstand Thermal resistance Sperrschicht/Umgebung Junction/ambient	$R_{th JA}$	800	K/W
Sperrschicht/Lötpad Junction/solder point Montage auf PC-Board FR 4 (Padgröße $\geq 16 \text{ mm}^2$) mounted on PC board FR 4 (pad size $\geq 16 \text{ mm}^2$)	$R_{th JS}$	450	K/W

Kennwerte ($T_A = 25\text{ °C}$)**Characteristics**

Bezeichnung Parameter	Symbol Symbol	Werte Values		Einheit Unit
		LO	LY	
Wellenlänge des emittierten Lichtes (typ.) Wavelength at peak emission $I_F = 20\text{ mA}$	λ_{peak}	610	589	nm
Dominantwellenlänge ¹⁾ (typ.) Dominant wavelength ¹⁾ $I_F = 20\text{ mA}$	λ_{dom}	605	587	nm
Spektrale Bandbreite (typ.) Spectral bandwidth $I_F = 20\text{ mA}$	$\Delta\lambda$	35	40	nm
Abstrahlwinkel bei 50 % I_V (Vollwinkel) (typ.) Viewing angle at 50 % I_V	2ϕ	160	160	Grad deg.
Durchlassspannung ²⁾ (typ.) Forward voltage ²⁾ (max.) $I_F = 20\text{ mA}$	V_F V_F	2.1 2.5	2.2 2.5	V V
Sperrstrom (typ.) Reverse current (max.) $V_R = 5\text{ V}$	I_R I_R	0.02 100	0.02 100	μA μA
Temperaturkoeffizient von λ_{peak} (typ.) Temperature coefficient of λ_{peak} $I_F = 20\text{ mA}; -10^\circ\text{C} \leq T \leq 100^\circ\text{C}$	$TC_{\lambda_{\text{peak}}}$	0.11	0.11	nm/K
Temperaturkoeffizient von λ_{dom} (typ.) Temperature coefficient of λ_{dom} $I_F = 20\text{ mA}; -10^\circ\text{C} \leq T \leq 100^\circ\text{C}$	$TC_{\lambda_{\text{dom}}}$	0.06	0.08	nm/K
Temperaturkoeffizient von V_F (typ.) Temperature coefficient of V_F $I_F = 20\text{ mA}; -10^\circ\text{C} \leq T \leq 100^\circ\text{C}$	TC_V	- 1.6	- 1.7	mV/K
Optischer Wirkungsgrad (typ.) Optical efficiency $I_F = 20\text{ mA}$	η_{opt}	1.5	1.5	lm/W

¹⁾ Wellenlängengruppen werden mit einer Stromeinprägedauer von 25 ms und einer Genauigkeit von $\pm 1\text{ nm}$ ermittelt.
Wavelength groups are tested at a current pulse duration of 25 ms and a tolerance of $\pm 1\text{ nm}$.

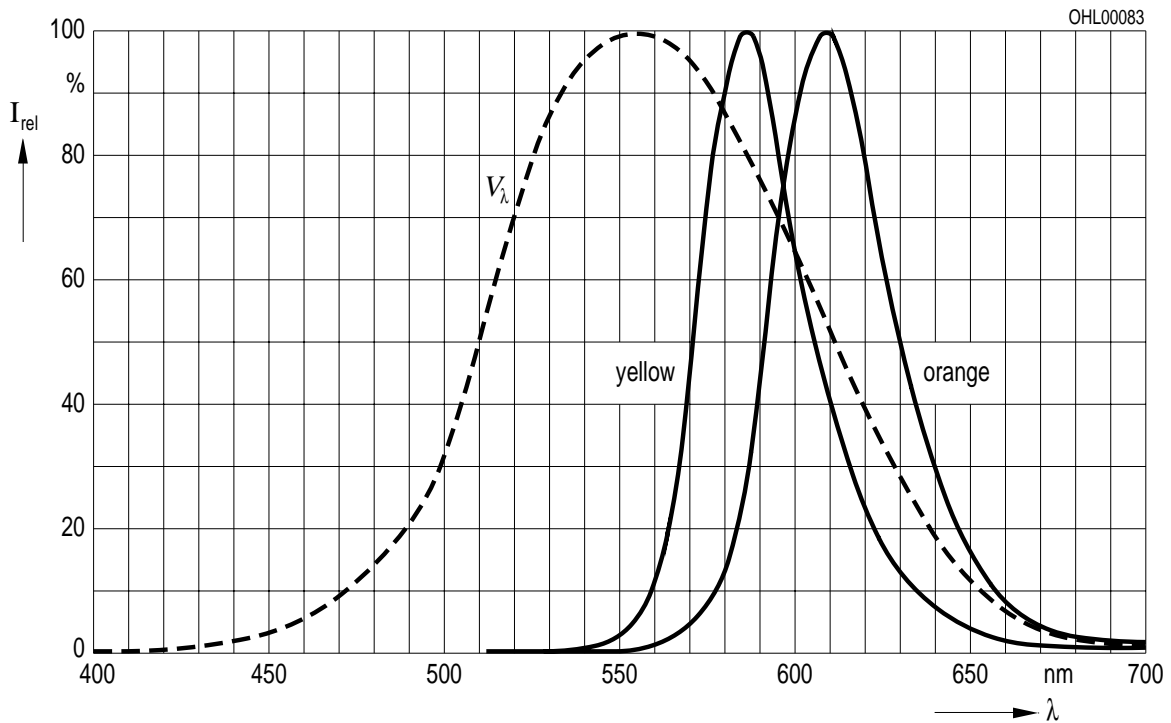
²⁾ Spannungswerte werden mit einer Stromeinprägedauer von 1 ms und einer Genauigkeit von $\pm 0,1\text{ V}$ ermittelt.
Voltages are tested at a current pulse duration of 1 ms and a tolerance of $\pm 0.1\text{ V}$.

Relative spektrale Emission $I_{\text{rel}} = f(\lambda)$, $T_A = 25\text{ °C}$, $I_F = 20\text{ mA}$

Relative Spectral Emission

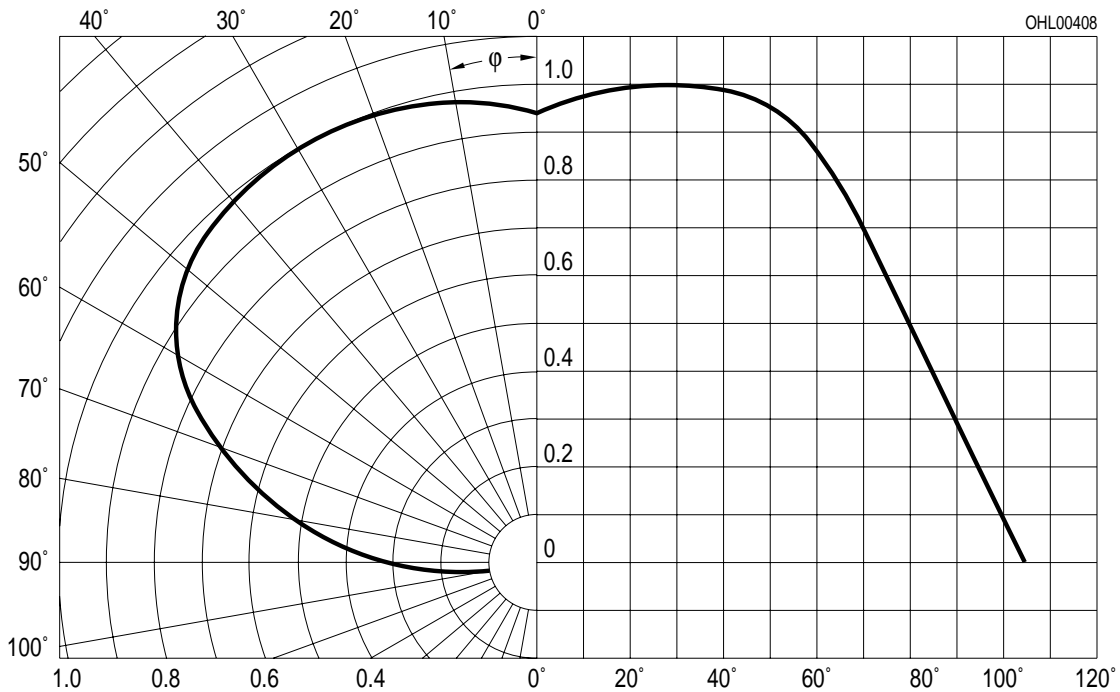
$V(\lambda)$ = spektrale Augenempfindlichkeit

Standard eye response curve



Abstrahlcharakteristik $I_{\text{rel}} = f(\varphi)$

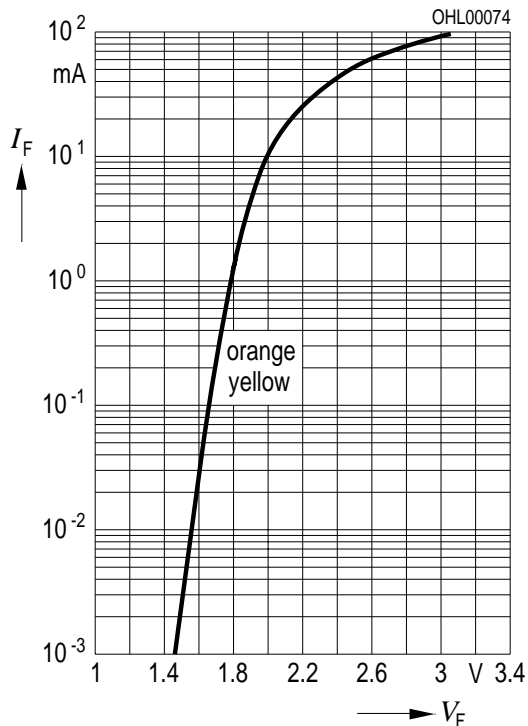
Radiation Characteristic



Durchlassstrom $I_F = f(V_F)$

Forward Current

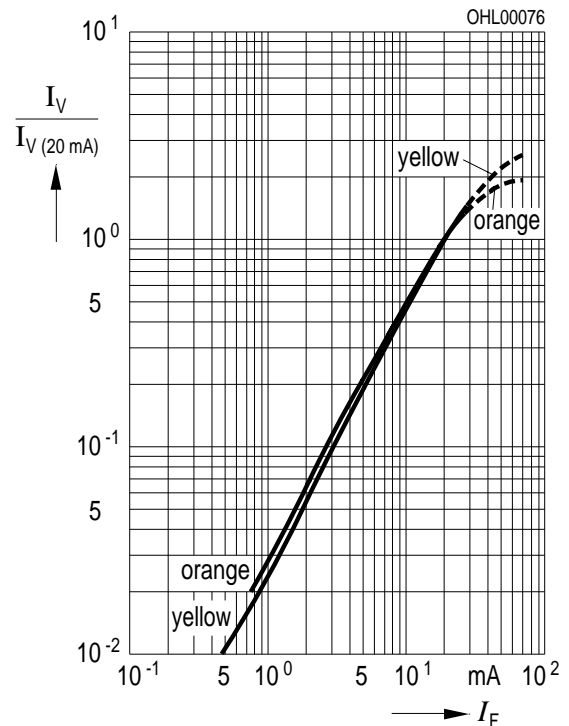
$T_A = 25\text{ °C}$



Relative Lichtstärke $I_V/I_{V(20\text{ mA})} = f(I_F)$

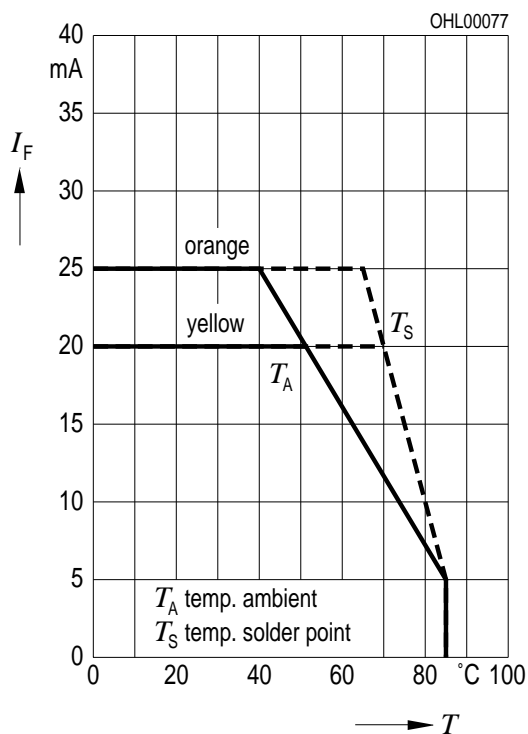
Relative Luminous Intensity

$T_A = 25\text{ °C}$



Maximal zulässiger Durchlassstrom $I_F = f(T_A)$

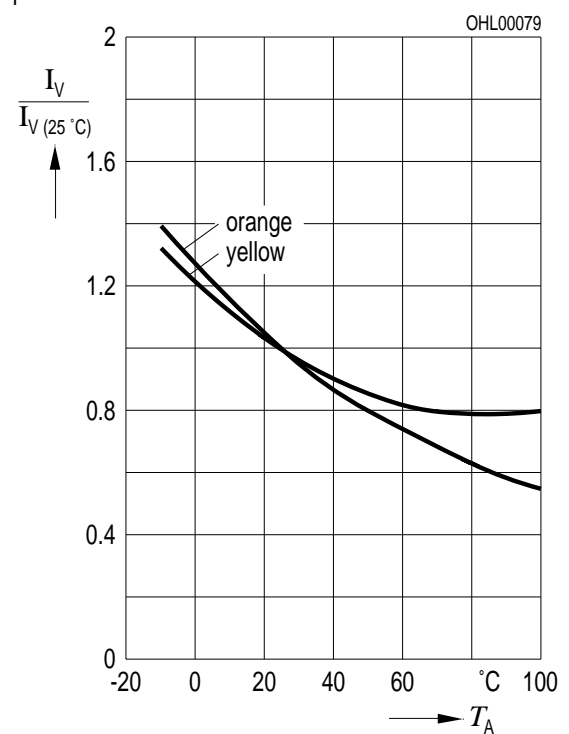
Max. Permissible Forward Current



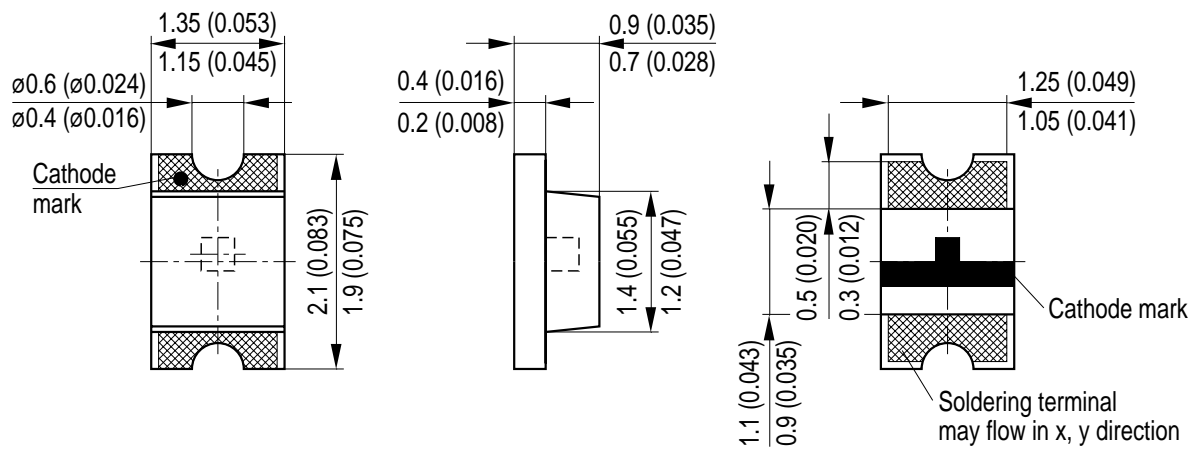
Relative Lichtstärke $I_V/I_{V(25\text{ °C})} = f(T_A)$

Relative Luminous Intensity

$I_F = 20\text{ mA}$



Maßzeichnung Package Outlines



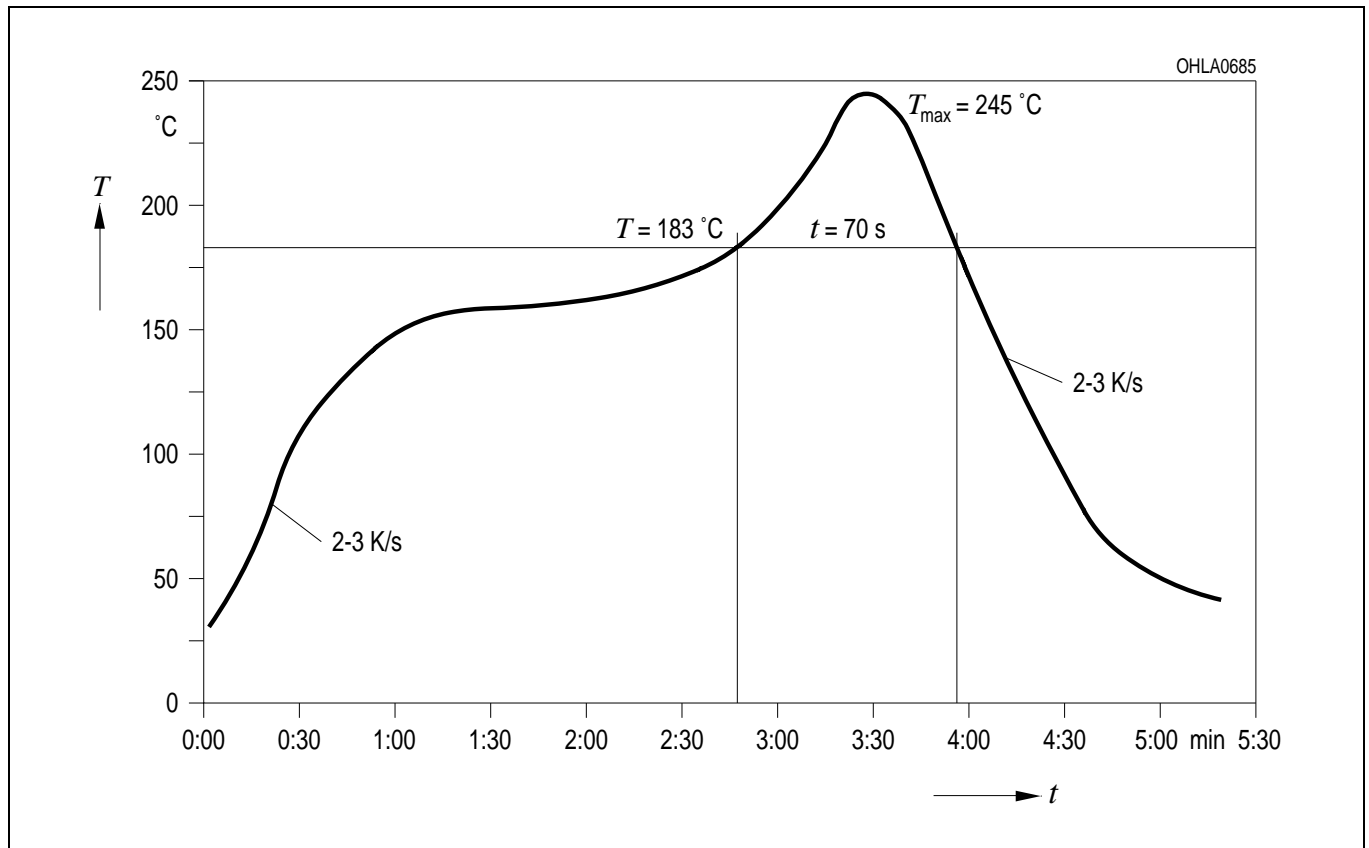
GEOY6024

Maße werden wie folgt angegeben: mm (inch) / Dimensions are specified as follows: mm (inch).

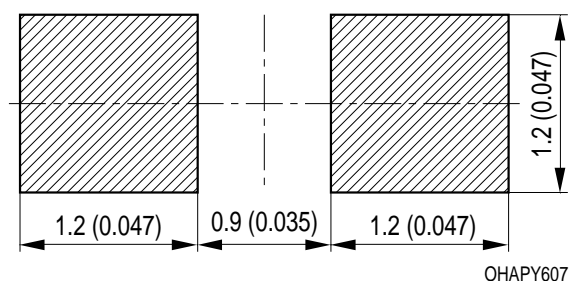
Gewicht / Approx. weight: 3.2 mg

Lötbedingungen Vorbehandlung nach JEDEC Level 2
Soldering Conditions Preconditioning acc. to JEDEC Level 2

IR-Reflow Lötprofil (nach IPC 9501)
IR Reflow Soldering Profile (acc. to IPC 9501)

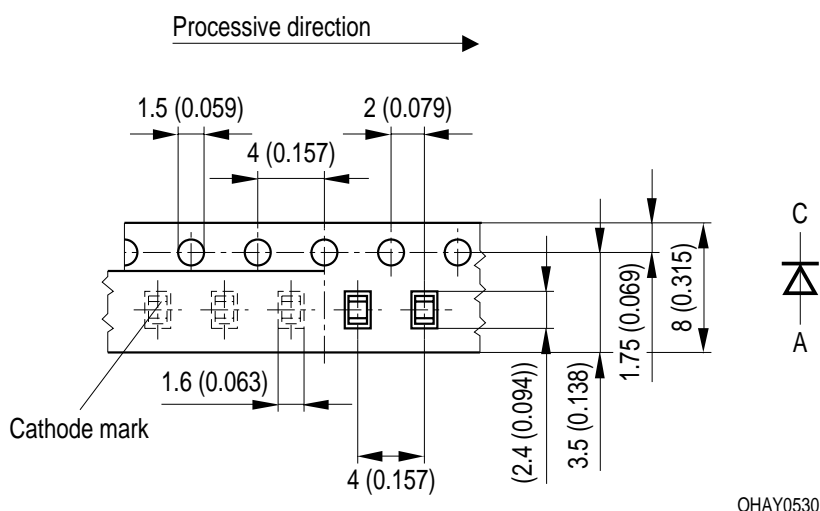


Empfohlenes Lötpaddesign IR Reflow Lötén
Recommended Solder Pad IR Reflow Soldering



Maße werden wie folgt angegeben: mm (inch) / Dimensions are specified as follows: mm (inch).

Gurtung / Polarität und Lage Verpackungseinheit 4000/Rolle, ø180 mm
Method of Taping / Polarity and Orientation Packing unit 4000/reel, ø180 mm



Maße werden wie folgt angegeben: mm (inch) / Dimensions are specified as follows: mm (inch).

Revision History: 2001-03-05

Previous Version: 2001-03-05

Page	Subjects (major changes since last revision)

Published by OSRAM Opto Semiconductors GmbH & Co. OHG

Wernerwerkstrasse 2, D-93049 Regensburg

© All Rights Reserved.

Attention please!

The information describes the type of component and shall not be considered as assured characteristics. Terms of delivery and rights to change design reserved. Due to technical requirements components may contain dangerous substances. For information on the types in question please contact our Sales Organization. If printed or downloaded, please find the latest version in the Internet.

Packing

Please use the recycling operators known to you. We can also help you – get in touch with your nearest sales office. By agreement we will take packing material back, if it is sorted. You must bear the costs of transport. For packing material that is returned to us unsorted or which we are not obliged to accept, we shall have to invoice you for any costs incurred.

Components used in life-support devices or systems must be expressly authorized for such purpose! Critical components ¹ may only be used in life-support devices or systems ² with the express written approval of OSRAM OS.

¹ A critical component is a component used in a life-support device or system whose failure can reasonably be expected to cause the failure of that life-support device or system, or to affect its safety or the effectiveness of that device or system.

² Life support devices or systems are intended (a) to be implanted in the human body, or (b) to support and/or maintain and sustain human life. If they fail, it is reasonable to assume that the health of the user may be endangered.