

AM2520EF/4YD

YELLOW

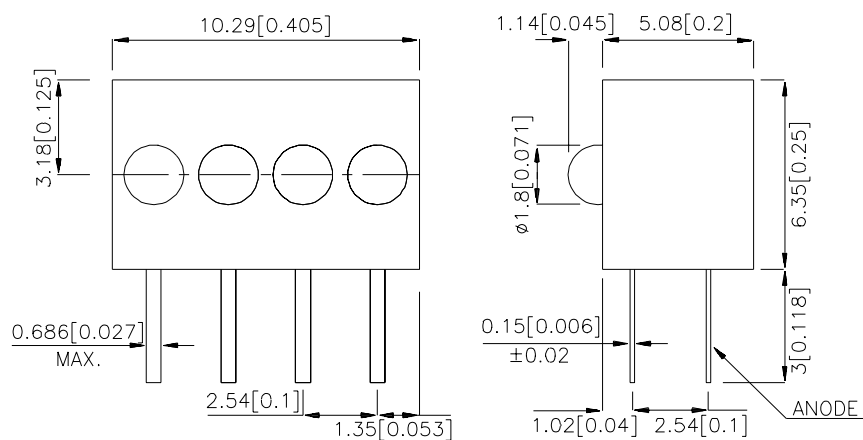
### Features

- BLACK CASE ENHANCES CONTRAST.
- VIBRATION AND SHOCK RESISTANT.
- AVAILABLE WITH A VARIETY OF LEDs.
- UL RATING : 94V-0.
- HOUSING MATERIAL: TYPE 66 NYLON.

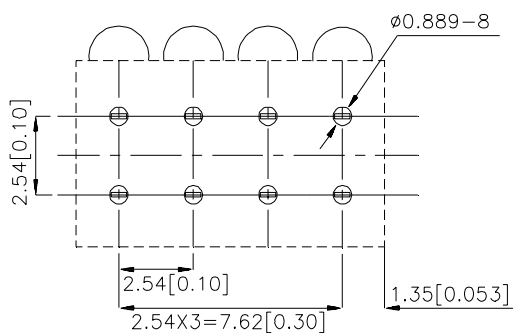
### Description

The Yellow source color devices are made with Gallium Arsenide Phosphide on Gallium Phosphide Yellow Light Emitting Diode.

### Package Dimensions



### RECOMMENDED PCB LAYOUT



#### Notes:

1. All dimensions are in millimeters (inches).
2. Tolerance is  $\pm 0.25(0.01")$  unless otherwise noted.
3. Lead spacing is measured where the lead emerge package.
4. Specifications are subject to change without notice.

## Selection Guide

| Part No.     | Dice               | Lens Type       | Iv (mcd)<br>@ 20 mA |      | Viewing<br>Angle |
|--------------|--------------------|-----------------|---------------------|------|------------------|
|              |                    |                 | Min.                | Typ. | 2θ1/2            |
| AM2520EF/4YD | YELLOW (GaAsP/GaP) | YELLOW DIFFUSED | 2.6                 | 10   | 40°              |

Note:

1. θ1/2 is the angle from optical centerline where the luminous intensity is 1/2 the optical centerline value.

## Electrical / Optical Characteristics at T<sub>A</sub>=25°C

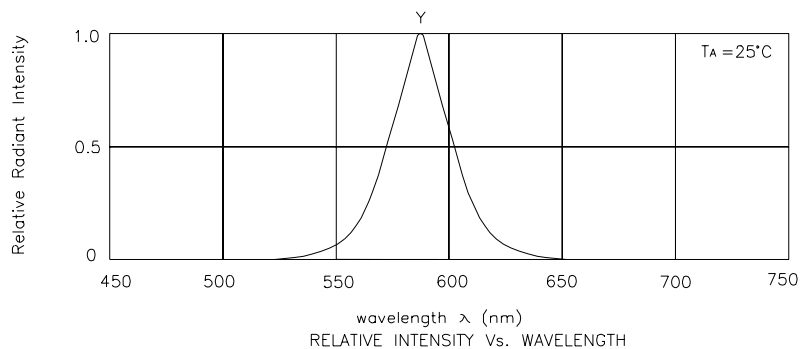
| Symbol            | Parameter                | Device | Typ. | Max. | Units | Test Conditions           |
|-------------------|--------------------------|--------|------|------|-------|---------------------------|
| λ <sub>peak</sub> | Peak Wavelength          | Yellow | 590  |      | nm    | I <sub>F</sub> =20mA      |
| λ <sub>D</sub>    | Dominate Wavelength      | Yellow | 588  |      | nm    | I <sub>F</sub> =20mA      |
| Δλ <sub>1/2</sub> | Spectral Line Half-width | Yellow | 35   |      | nm    | I <sub>F</sub> =20mA      |
| C                 | Capacitance              | Yellow | 20   |      | pF    | V <sub>F</sub> =0V;f=1MHz |
| V <sub>F</sub>    | Forward Voltage          | Yellow | 2.1  | 2.5  | V     | I <sub>F</sub> =20mA      |
| I <sub>R</sub>    | Reverse Current          | Yellow |      | 10   | uA    | V <sub>R</sub> = 5V       |

## Absolute Maximum Ratings at T<sub>A</sub>=25°C

| Parameter                     | Yellow              | Units |
|-------------------------------|---------------------|-------|
| Power dissipation             | 105                 | mW    |
| DC Forward Current            | 30                  | mA    |
| Peak Forward Current [1]      | 140                 | mA    |
| Reverse Voltage               | 5                   | V     |
| Operating/Storage Temperature | -40°C To +85°C      |       |
| Lead Solder Temperature [2]   | 260°C For 5 Seconds |       |

Notes:

- 1/10 Duty Cycle, 0.1ms Pulse Width.
- 2mm below package base.



Yellow

AM2520EF/4YD

