

APDC02-41PWFA

WHITE

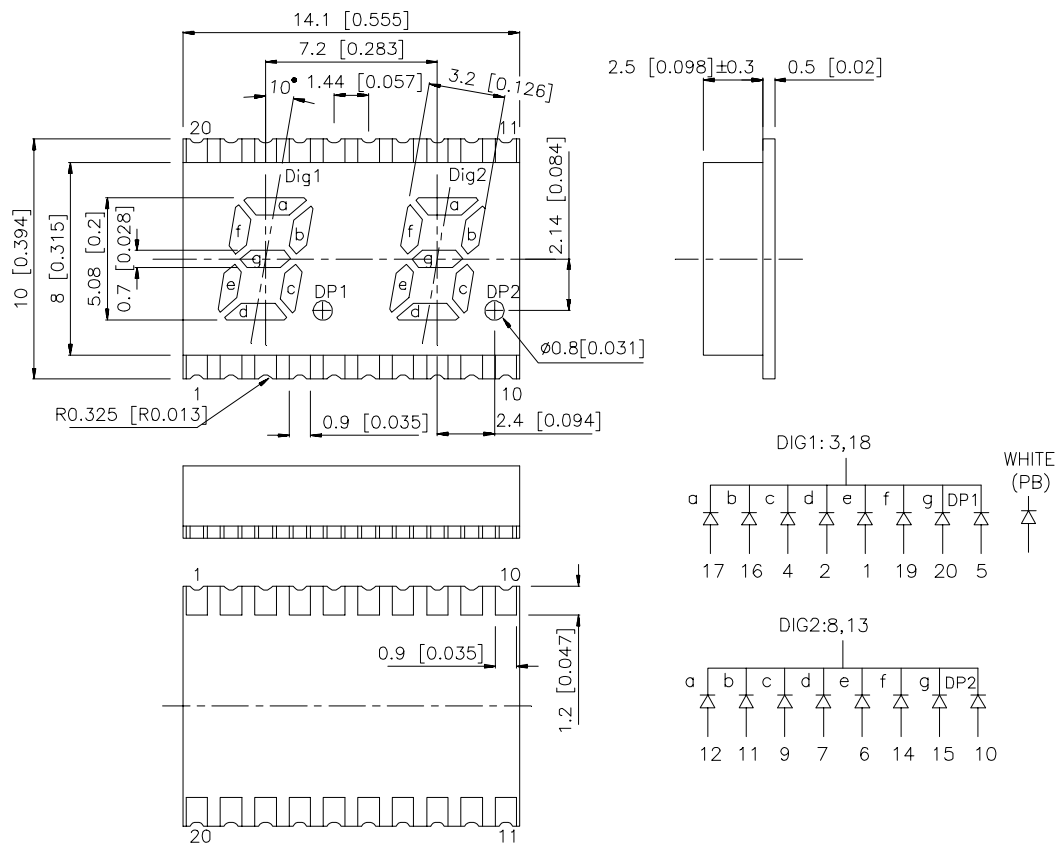
Features

- 0.2INCH DIGIT HEIGHT.
- LOW CURRENT OPERATION.
- EXCELLENT CHARACTER APPEARANCE.
- I.C. COMPATIBLE.
- MECHANICALLY RUGGED.
- GRAY FACE,YELLOW FLUORESCENT SEGMENT.
- PACKAGE : 600PCS / REEL.

Description

The source color devices are made with InGaN on SiC Light Emitting Diode.

Package Dimensions& Internal Circuit Diagram



Notes:

1. All dimensions are in millimeters (inches), Tolerance is $\pm 0.25(0.01")$ unless otherwise noted.
2. Specifications are subject to change without notice.

Selection Guide

Part No.	Dice	Lens Type	Iv (ucd) @ 20 mA		Description
			Min.	Typ.	
APDC02-41PWFA	WHITE (InGaN)	YELLOW FLUORESCENT	7000	44600	Common Cathode. Rt.Hand Decimal

Electrical / Optical Characteristics at T_A=25°C

Symbol	Parameter	Device	Typ.	Max.	Units	Test Conditions
V _F	Forward Voltage	White	3.65	4.2	V	I _F = 20mA
I _R	Reverse Current	White		10	μA	V _R = 5V
X	Chromaticity Coordinates	White	0.33			
Y			0.34			
C	capacitance	White	65		pF	V _F = 0V, f = 1MHz

Absolute Maximum Ratings at T_A=25°C

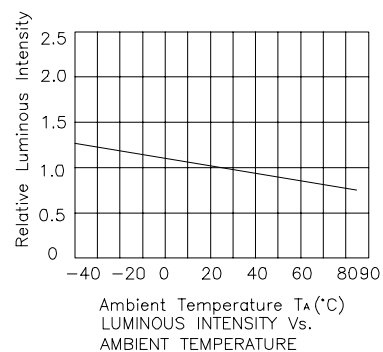
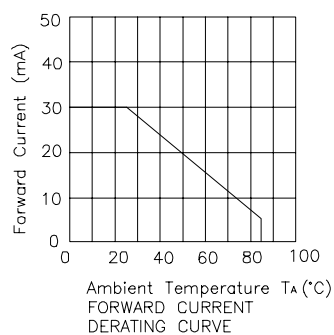
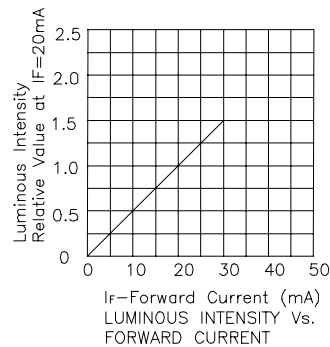
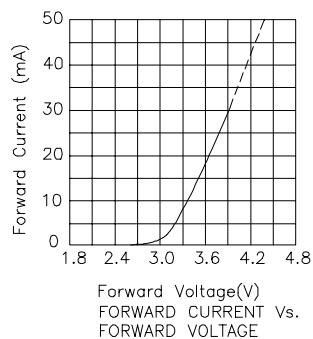
Parameter	White	Units
Power dissipation	102	mW
DC Forward Current	30	mA
Forward Current (Peak)[1]	160	mA
Reverse Voltage	5	V
Operating / Storage Temperature	-40°C To +85°C	

Note:

1. 1/10 Duty Cycle, 0.1ms Pulse Width.

White

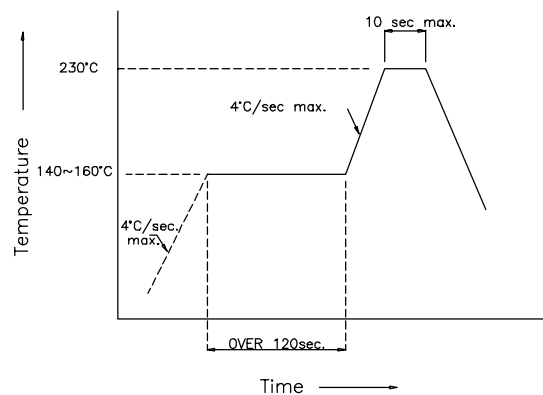
APDC02-41PWFA



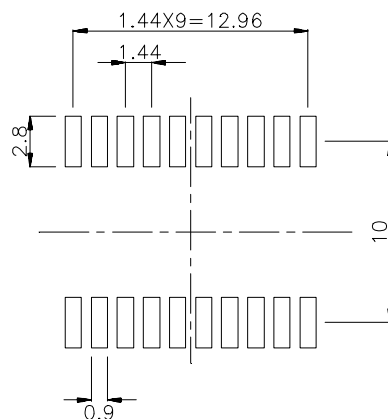
APDC02-41PWFA

SMT Reflow Soldering Instruction

Number of reflow process shall be less than 2 times and cooling process to normal temperature is required between first and second soldering process.



Recommended Soldering Pattern (Units : mm)



Tape Specification (Units : mm)

