

APDC56-41PBWA BLUE

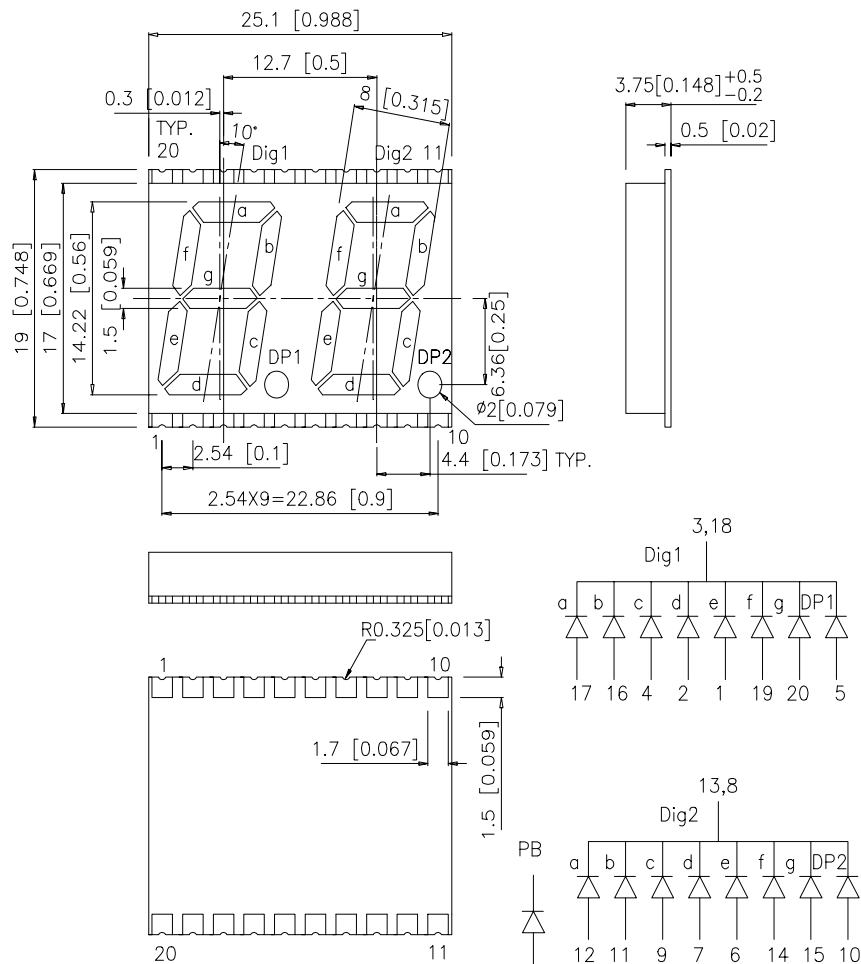
Features

- 0.56 INCH DIGIT HEIGHT.
- LOW CURRENT OPERATION.
- EXCELLENT CHARACTER APPEARANCE.
- I.C. COMPATIBLE.
- MECHANICALLY RUGGED.
- WHITE FACE, WHITE SEGMENT.
- PACKAGE: 400PCS / REEL.

Description

The Blue source color devices are made with InGaN on SiC Light Emitting Diode.

Package Dimensions& Internal Circuit Diagram



Notes:

1. All dimensions are in millimeters (inches). Tolerance is $\pm 0.25(0.01")$ unless otherwise noted.
2. Specifications are subject to change without notice.

Selection Guide

| Part No. | Dice | Lens Type | Iv (ucd) @ 10 mA | | Description |
|---------------|--------------|----------------|---------------------|-------|------------------------------------|
| | | | Min. | Typ. | |
| APDC56-41PBWA | BLUE (InGaN) | WHITE DIFFUSED | 3000 | 15800 | Common Cathode. Rt.Hand Decimal |

Electrical / Optical Characteristics at T_A=25°C

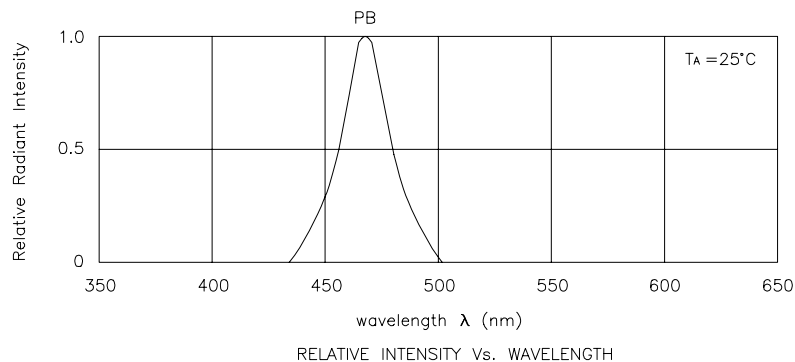
| Symbol | Parameter | Device | Typ. | Max. | Units | Test Conditions |
|-----------------------|--------------------------|--------|------|------|-------|---------------------------|
| λ_{peak} | Peak Wavelength | Blue | 468 | | nm | I _F =20mA |
| λ_D | Dominate Wavelength | Blue | 470 | | nm | I _F =20mA |
| $\Delta\lambda_{1/2}$ | Spectral Line Half-width | Blue | 25 | | nm | I _F =20mA |
| C | Capacitance | Blue | 65 | | pF | V _F =0V;f=1MHz |
| V _F | Forward Voltage | Blue | 3.65 | 4.2 | V | I _F =20mA |
| I _R | Reverse Current | Blue | | 10 | uA | V _R =5V |

Absolute Maximum Ratings at T_A=25°C

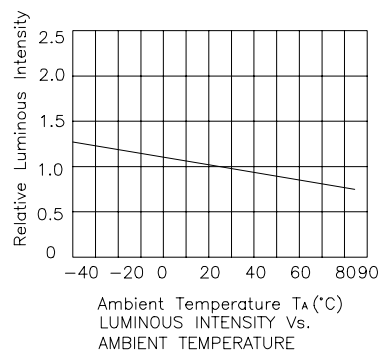
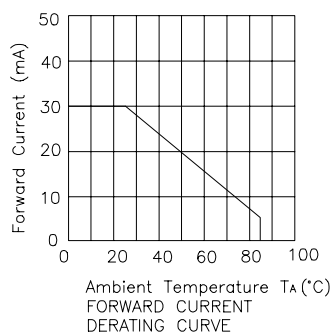
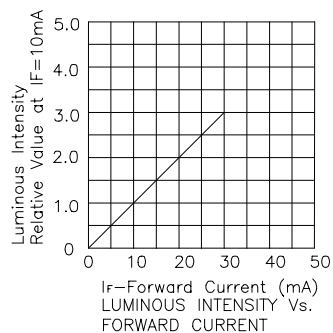
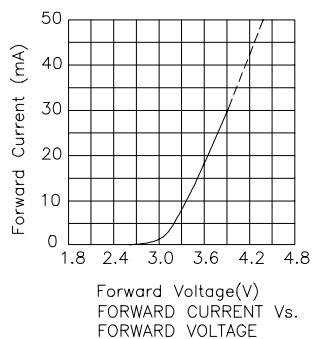
| Parameter | Blue | Units |
|--------------------------|----------------|-------|
| Power dissipation | 102 | mW |
| DC Forward Current | 30 | mA |
| Peak Forward Current [1] | 160 | mA |
| Reverse Voltage | 5 | V |
| Operating Temperature | -40°C To +85°C | |
| Storage Temperature | -40°C To +85°C | |

Note:

1. 1/10 Duty Cycle, 0.1ms Pulse Width.



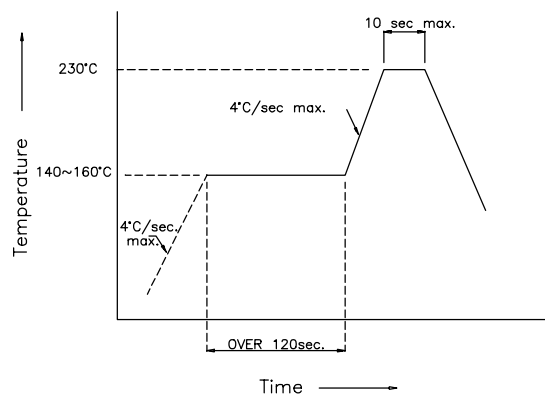
Blue APDC56-41PBWA



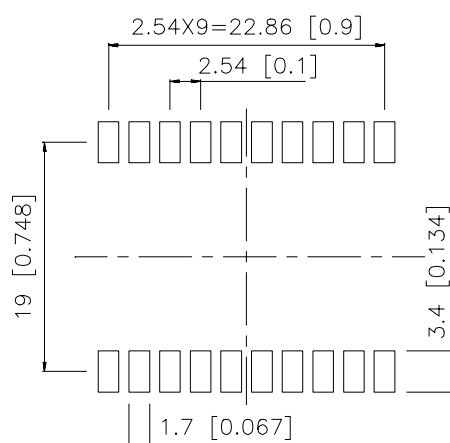
APDC56-41PBWA

SMT Reflow Soldering Instruction

Number of reflow process shall be less than 2 times and cooling process to normal temperature is required between first and second soldering process.



Recommended Soldering Pattern (Units : mm)



Tape Specification
(Units : mm)

