

Features

- 1.6mmx0.8mm SMT LED, 0.7mm THICKNESS.
- LOW POWER CONSUMPTION.
- WIDE VIEWING ANGLE.
- IDEAL FOR BACK LIGHT AND INDICATOR.
- VARIOUS COLORS AND LENS TYPES AVAILABLE.
- PACKAGE : 2000PCS / REEL.

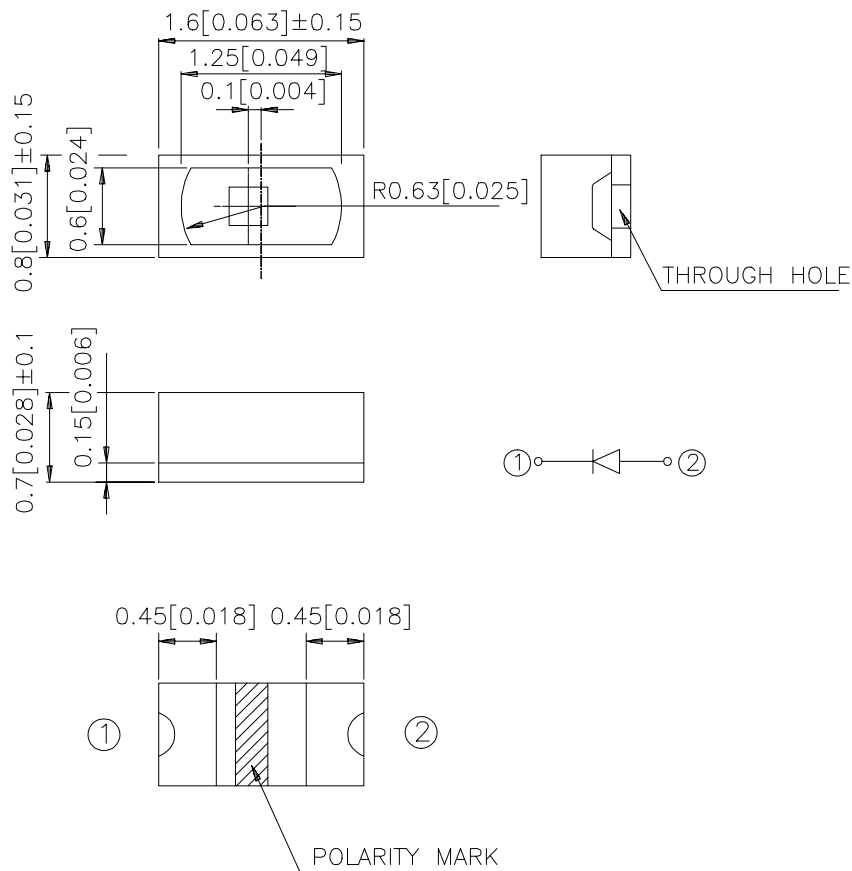
Description

The source color devices are made with GaN on SiC Light Emitting Diode.

Static electricity and surge damage the LEDs. It is recommended to use a wrist band or anti-electrostatic glove when handling the LEDs.

All devices, equipment and machinery must be electrically grounded.

Package Dimensions



Notes:

1. All dimensions are in millimeters (inches).
2. Tolerance is $\pm 0.1(\pm 0.004")$ unless otherwise noted.
3. Specifications are subject to change without notice.

Selection Guide

| Part No. | Dice | Lens Type | Iv (mcd) @ 20 mA | | Viewing Angle |
|-------------|--------------|-------------|---------------------|------|------------------|
| | | | Min. | Typ. | 2θ1/2 |
| APHK1608MWC | WHITE(GaN) | WATER CLEAR | 10 | 30 | 90° |

Note:

1. θ1/2 is the angle from optical centerline where the luminous intensity is 1/2 the optical centerline value.

Electrical / Optical Characteristics at T_A=25°C

| Symbol | Parameter | Device | Typ. | Max. | Units | Test Conditions |
|----------------|--------------------------|--------|------|------|-------|-----------------------------|
| V _F | Forward Voltage | White | 3.8 | 4.5 | V | I _F =20mA |
| I _R | Reverse Current | White | - | 10 | μA | V _R = 5V |
| X | Chromaticity Coordinates | White | 0.33 | - | - | - |
| Y | | | 0.34 | - | - | - |
| C | Capacitance | White | 100 | | pF | V _F =0V, f =1MHz |

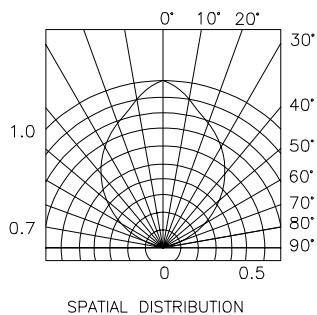
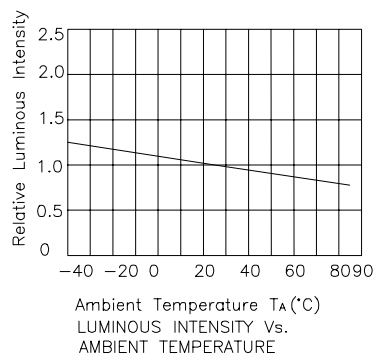
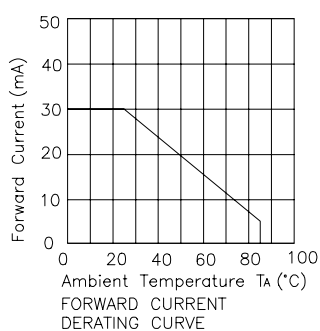
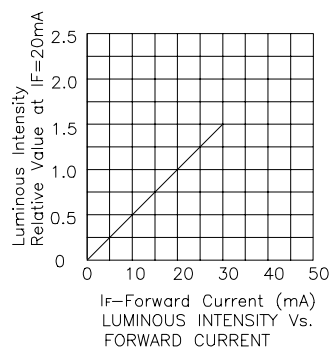
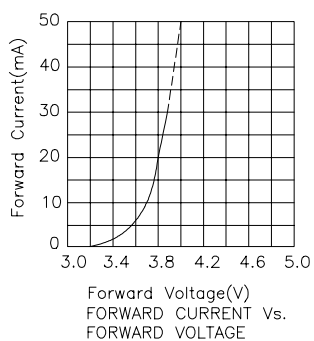
Absolute Maximum Ratings at T_A=25°C

| Parameter | White | Units |
|-------------------------------|----------------|-------|
| Power dissipation | 105 | mW |
| DC Forward Current | 30 | mA |
| Peak Forward Current [1] | 150 | mA |
| Reverse Voltage | 5 | V |
| Operating/Storage Temperature | -40°C To +85°C | |

Note:

1. 1/10 Duty Cycle, 0.1ms Pulse Width.

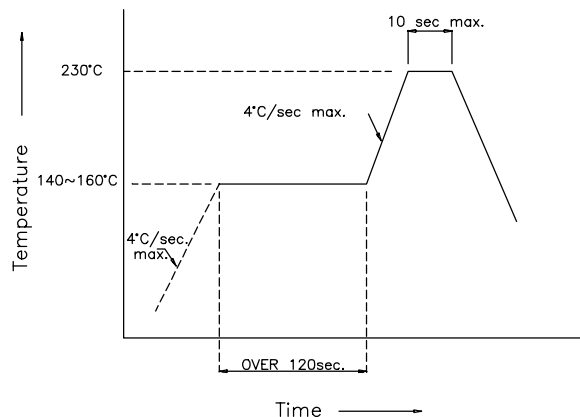
White APHK1608MWC



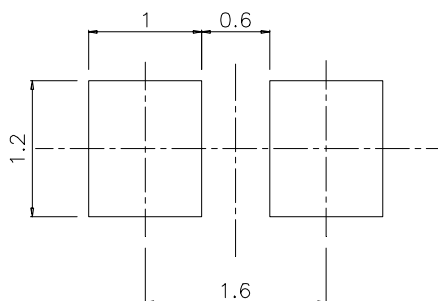
APHK1608MWC

SMT Reflow Soldering Instructions

Number of reflow process shall be less than 2 times and cooling process to normal temperature is required between first and second soldering process.



Recommended Soldering Pattern (Units : mm)



Tape Specifications (Units : mm)

