

APL3015SF4C

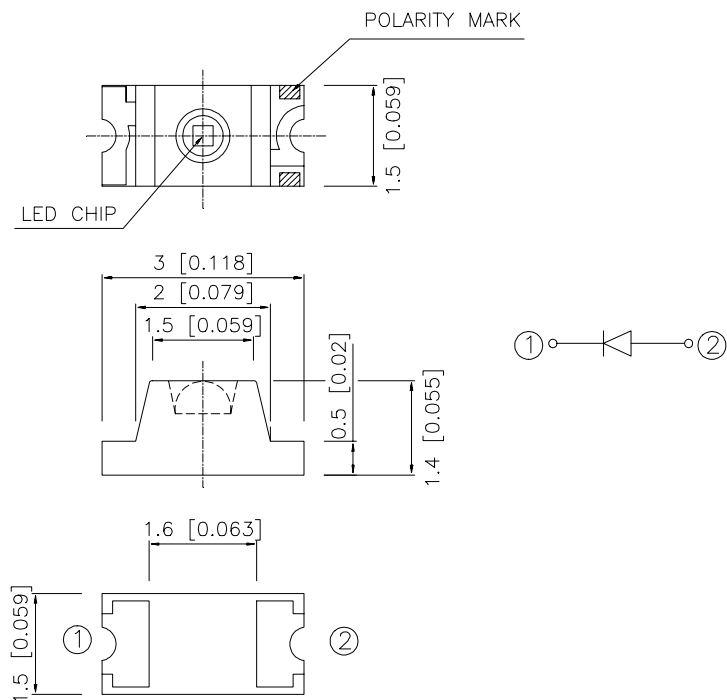
Features

- 3.0mmx1.5mm SMT LED, 1.4mm THICKNESS.
- LOW POWER CONSUMPTION.
- WIDE VIEWING ANGLE.
- IDEAL FOR BACKLIGHT AND INDICATOR.
- VARIOUS COLORS AND LENS TYPES AVAILABLE.
- PACKAGE : 2000PCS / REEL.

Description

SF4 Made with Gallium Aluminum Arsenide Infrared Emitting diodes.

Package Dimensions



Notes:

1. All dimensions are in millimeters (inches).
2. Tolerance is ± 0.2 (0.0079") unless otherwise noted.
3. Specifications are subject to change without notice.

Selection Guide

Part No.	Dice	Lens Type	Po(mW/sr) @ 20 mA		Viewing Angle
			Min.	Typ.	2θ1/2
APL3015SF4C	SF4 (GaAlAs)	WATER CLEAR	0.4	1	70°

Note:

1. θ1/2 is the angle from optical centerline where the luminous intensity is 1/2 the optical centerline value.

Electrical / Optical Characteristics at T_A=25°C

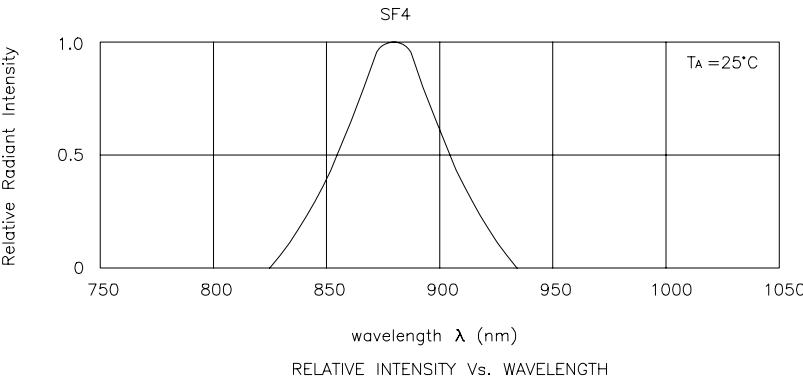
Parameter	P/N	Symbol	Typ.	Max.	Unit	Condition
Forward Voltage	SF4	V _F	1.3	1.6	V	I _F =20mA
Reverse Current	SF4	I _R	-	10	uA	V _R =5V
Capacitance	SF4	C	90	-	pF	V _F =0V; f=1MHz
Wavelength at peak emission	SF4	λ _P	880	-	nm	I _F =20mA
Spectral line half-width	SF4	Δλ 1/2	50	-	nm	I _F =20mA

Absolute Maximum Ratings at T_A=25°C

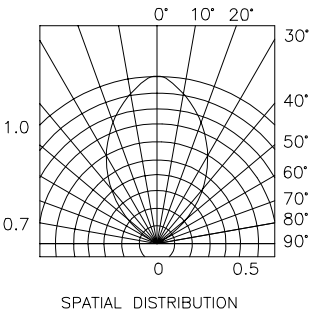
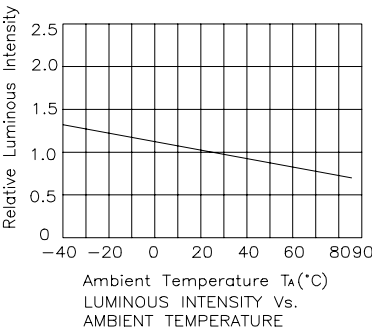
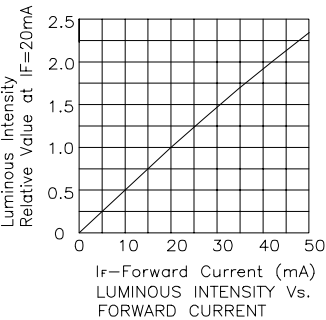
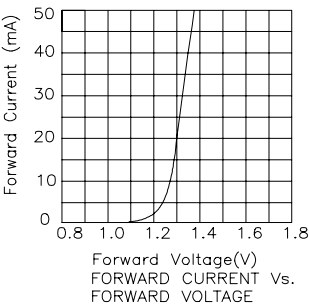
Item	Symbol	SF4	Units
Power Dissipation	P _T	100	mW
Forward Current	I _F	50	mA
Peak Forward Current[1]	i _{FS}	1.2	A
Reverse Voltage	V _R	5	V
Operating Temperature	T _A	-40~ +85	°C
Storage Temperature	T _{STG}	-40~ +85	°C

Note:

1. 1/100 Duty Cycle, 10us Pulse Width.

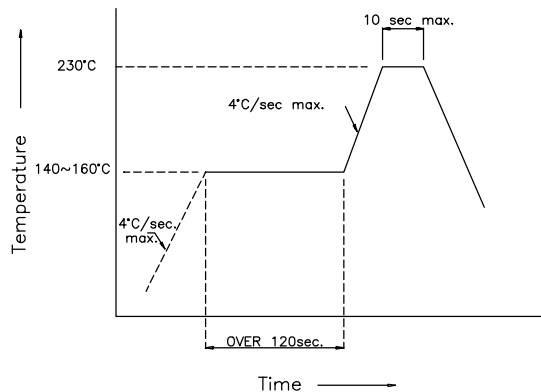


APL3015SF4C

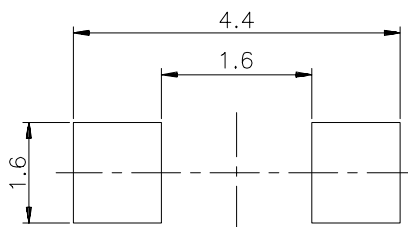


APL3015SF4C SMT Reflow Soldering Instructions

Number of reflow process shall be less than 2 times and cooling process to normal temperature is required between first and second soldering process.



Recommended Soldering Pattern (Units : mm)



Tape Specifications (Units : mm)

