

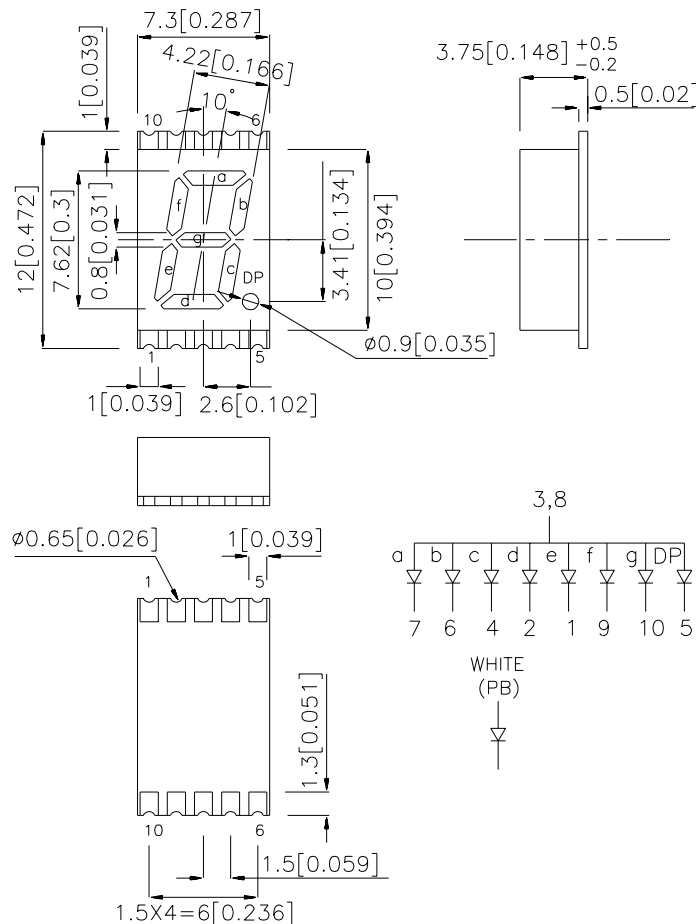
### Features

- 0.3 INCH DIGIT HEIGHT.
- LOW CURRENT OPERATION.
- EXCELLENT CHARACTER APPEARANCE.
- I.C. COMPATIBLE.
- MECHANICALLY RUGGED.
- GRAY FACE, YELLOW FLUORESCENT SEGMENT.
- PACKAGE : 1100PCS / REEL.

### Description

The source color devices are made with InGaN on SiC Light Emitting Diode.

### Package Dimensions& Internal Circuit Diagram



#### Notes:

1. All dimensions are in millimeters (inches), Tolerance is  $\pm 0.25(0.01")$  unless otherwise noted.
2. Specifications are subject to change without notice.

## Selection Guide

Part No.	Dice	Lens Type	Iv (ucd) @ 20 mA		Description
			Min.	Typ.	
APSA03-41PWFA	WHITE (InGaN)	YELLOW FLUORESCENT	36000	94000	Common Anode,Rt. Hand Decimal

## Electrical / Optical Characteristics at T<sub>A</sub>=25°C

Symbol	Parameter	Device	Typ.	Max.	Units	Test Conditions
V <sub>F</sub>	Forward Voltage	White	3.65	4.2	V	I <sub>F</sub> =20mA
I <sub>R</sub>	Reverse Current	White		10	uA	V <sub>R</sub> = 5V
X	Chromaticity Coordinates	White	0.33			
Y			0.34			
C	capacitance	White	65		pF	V <sub>F</sub> =0V,f=1MHz

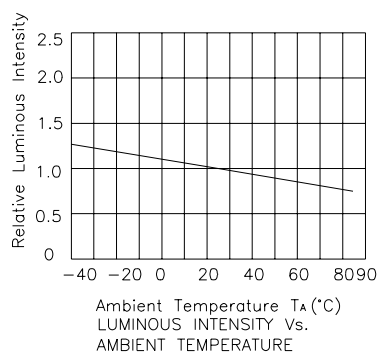
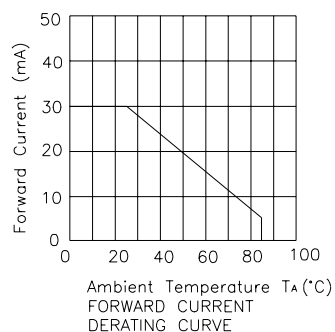
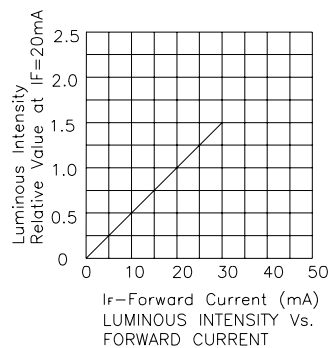
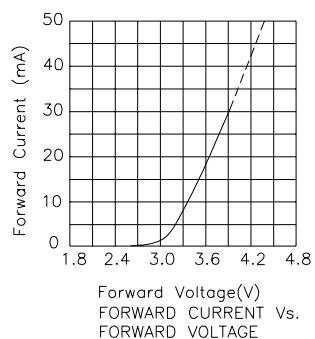
## Absolute Maximum Ratings at T<sub>A</sub>=25°C

Parameter	White	Units
Power dissipation	102	mW
DC Forward Current	30	mA
Forward Current (Peak)[1]	160	mA
Reverse Voltage	5	V
Operating / Storage Temperature	-40°C To +85°C	

Note:

1. 1/10 Duty Cycle, 0.1ms Pulse Width.

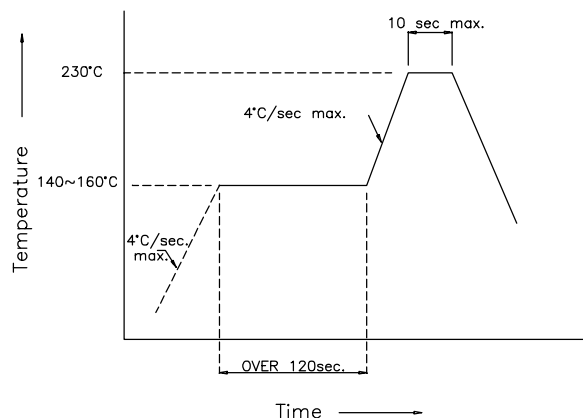
## White APSA03-41PWFA



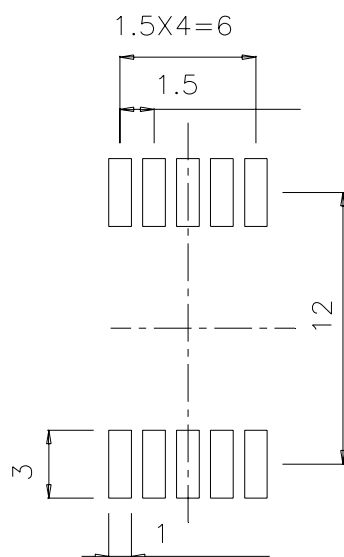
### APSA03-41PWFA

#### SMT Reflow Soldering Instruction

Number of reflow process shall be less than 2 times and cooling process to normal temperature is required between first and second soldering process.



## Recommended Soldering Pattern (Units : mm)



## Tape Specification (Units : mm)

