

### Model name

## SWT 30-522




Name of series Output power: 4 models  
30W ~ 100W

Nominal output voltage  
522: 5V, +12V, -12V  
5FF: 5V, +15V, -15V  
525: 5V, +12V, -5V

### Features

- CE marking (Low Voltage Directive)
- Defact standard size in computer market  
30W, 50W: 3 x 5 inch  
65W: 3.5 x 6 inch
- Wide input voltage range:  
30W, 40W, 100W types: 85 ~ 265VAC universal input  
65W type: 100/200VAC auto-selectable
- Compact and low price
- 1 year warranty

### Specifications

1. Input voltage range	SWT30, 40, 100: 85 ~ 265VAC (47 ~ 63Hz), 110 ~ 330VDC universal input SWT65 : 85 ~ 132VAC /170 ~ 265VAC (47 ~ 63Hz) auto-selectable
2. Output voltage range	Fixed
3. Cooling	Convection cooling
4. Operating ambient temperature (Standard mounting)	0 ~ +60°C Output derating 0 ~ +50°C : 100%, +60°C : 70%
5. Withstand voltage	Input-output: 3kVAC, Input-FG: 2.5kVAC for 1 min.
6. Safety standard	Approved by UL1950  , CSA950  and EN60950  (BSI).
7. EMI	Conforms to EN55011-B, EN55022-B, FCC class B and VCCI-class B
8. Peak output current	SWT30 CH1: +5V 2A (peak 3A) CH2: +12V 1.5A (peak 3A)/+15V 1A (peak 2.2A) SWT40 CH1: +5V 3A (peak 4.5A) CH2: +12V 2A (peak 3A)/+15A 1.5A (peak 2.4A)
9. Functions	Over voltage protection (CH1), Over current protection

### Product lineup

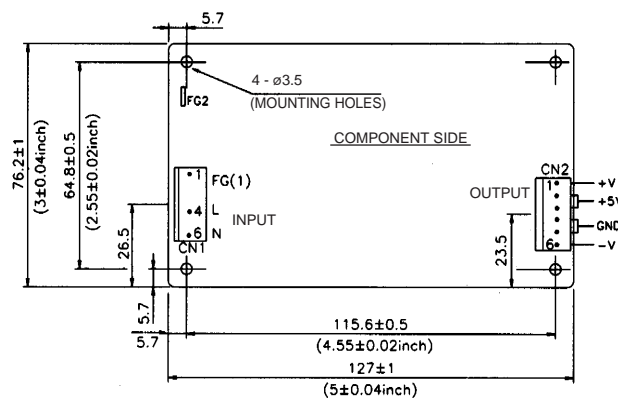
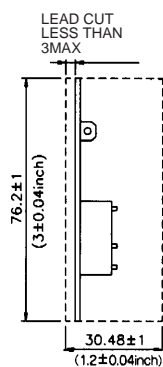
Model name	CH	Nominal output voltage	Min. output current	Max. output current	Max. peak output current	Total max. output power	UL	CSA	EN
SWT30	SWT30-522	CH1 +5V	0.2A	2A	3A	31.6W (49.6W)	○	○	○
		CH2 +12V	0.4A	1.5A	3A		○	○	○
		CH3 -12V	0A	0.3A	—		○	○	○
	SWT30-5FF	CH1 +5V	0.2A	2A	3A	29.5W (47.5W)	○	○	○
		CH2 +15V	0.4A	1A	2.2A		○	○	○
		CH3 -15V	0A	0.3A	—		○	○	○
	SWT30-525	CH1 +5V	0.2A	2A	3A	29.5W (47.5W)	○	○	○
		CH2 +12V	0.4A	1.5A	3A		○	○	○
		CH3 -5V	0A	0.3A	—		○	○	○
SWT40	SWT40-522	CH1 +5V	0.2A	3A	4.5A	42.6W (54.6W)	○	○	○
		CH2 +12V	0.3A	2A	3A		○	○	○
		CH3 -12V	0A	0.3A	—		○	○	○
	SWT40-5FF	CH1 +5V	0.2A	3A	4.5A	42.0W (51.6W)	○	○	○
		CH2 +15V	0.3A	1.5A	2.4A		○	○	○
		CH3 -15V	0A	0.3A	—		○	○	○
	SWT40-525	CH1 +5V	0.2A	3A	4.5A	40.5W (51.6W)	○	○	○
		CH2 +12V	0.3A	2A	3A		○	○	○
		CH3 -5V	0A	0.3A	—		○	○	○

Model name	CH	Nominal output voltage	Min. output current	Max. output current	Max. peak output current	Total max. output power	UL	CSA	EN
SWT65	SWT65-522	CH1 +5V	0.3A	6A	—	66W	○	○	○
		CH2 +12V	0A	2.5A	—		○	○	○
		CH3 -12V	0A	0.5A	—		○	○	○
	SWT65-5FF	CH1 +5V	0.3A	6A	—	64.5W	○	○	○
		CH2 +15V	0A	1.8A	—		○	○	○
		CH3 -15V	0A	0.5A	—		○	○	○
	SWT65-525	CH1 +5V	0.3A	6A	—	62.5W	○	○	○
		CH2 +12V	0A	2.5A	—		○	○	○
		CH3 -5V	0A	0.5A	—		○	○	○
SWT100	SWT100-522	CH1 +5V	0.5A	8A	—	97.6W	○	○	○
		CH2 +12V	0A	4A	—		○	○	○
		CH3 -12V	0A	0.8A	—		○	○	○
	SWT100-5FF	CH1 +5V	0.5A	8A	—	100W	○	○	○
		CH2 +15V	0A	3.2A	—		○	○	○
		CH3 -15V	0A	0.8A	—		○	○	○
	SWT100-525	CH1 +5V	0.5A	8A	—	92W	○	○	○
		CH2 +12V	0A	4A	—		○	○	○
		CH3 -5V	0A	0.8A	—		○	○	○

- Request customer specification for further details of specifications, outline, characteristics, etc. Read the instruction manual before usage.
- Contact us about delivery before ordering.

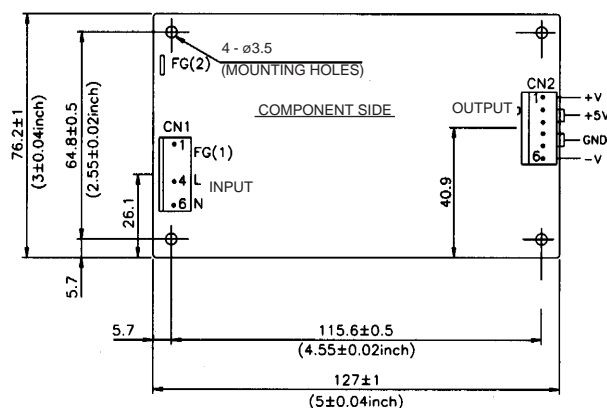
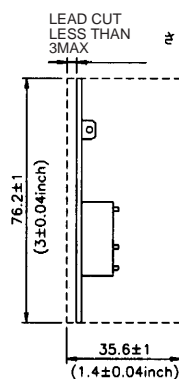
○ : Safety standard approved

## SWT30



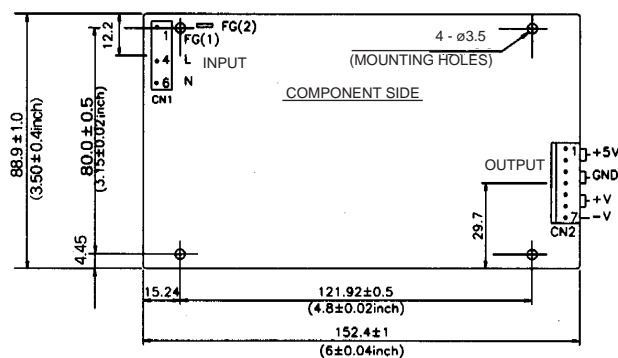
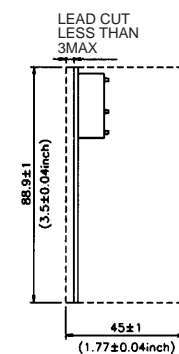
●Recommended Noise Filter  
**MAW-1202-22**  
  
GO!!  
**P134**  
(Unit: mm)

## SWT40



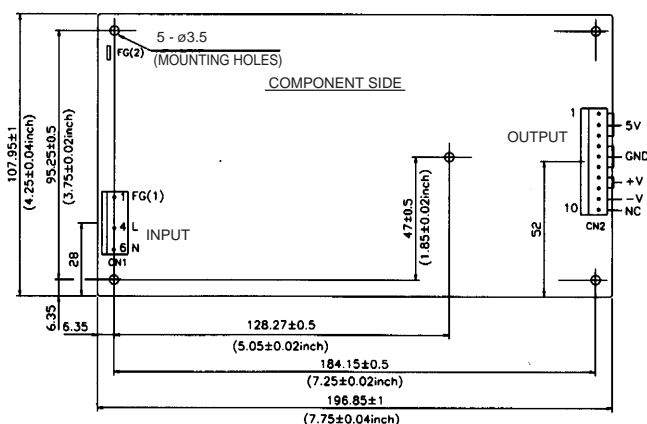
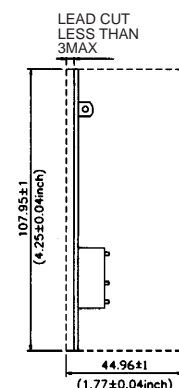
●Recommended Noise Filter  
**MAW-1202-22**  
  
GO!!  
**P134**  
(Unit: mm)

## SWT65



●Recommended Noise Filter  
**MAW-1203-22**  
  
GO!!  
**P134**  
(Unit: mm)

## SWT100



●Recommended Noise Filter  
**MAW-1205-22**  
  
GO!!  
**P134**  
(Unit: mm)