


ZWD75-SERIES

Dual output 51W ~ 63W

LAMBDA
DENSEI-LAMBDA



Model name ZWD 75-0524

Output voltage: 0512: 5V, 12V
0524: 5V, 24V
Name of series Output power: 75W (at peak)




Features

- CE marking (Low Voltage Directive)
- +5V output for logic, +12/24V output for mechanical driving
- Applicable to peak current load (ZD75)
- Input voltage range: 100/200VAC, auto-selectable
- 1 year warranty

CE (Low Voltage Directive)

1 year warranty

Specifications

1. Input voltage range	85 ~ 132VAC /170 ~ 265VAC (47 ~ 440Hz), 230 ~ 330VDC auto-selectable
2. Output voltage range	CH1: $\pm 5\%$, CH2: Fixed
3. Cooling	Convection cooling
4. Operating ambient temperature (Standard mounting)	-10 ~ +60°C Output derating -10°C: 50%, 0 ~ +40°C: 100%, +50°C: 70%, +60°C: 40%
5. Withstand voltage	Input-output: 3.75kVAC, Input-FG: 2.5kVAC, Output-FG: 500VAC for 1 min.
6. Safety standard	Approved by UL1950  , CSA950  and EN60950 
7. EMI	Conforms to FCC class B, VCCI-class B and VDE class B
8. Functions	Over voltage protection, Over current protection

Product lineup

Model name		CH	Nominal output voltage	Min. output current	Average output current	Max. average output power/CH	Total max. average output power	Note 1 Max. instant output current	Note 1 Peak output power/CH	Note 1 Max. peak output power	UL	CSA	EN
ZWD75	ZWD75-0512	CH1	+5V	0.5A	3.0A	15.0W	51.0W	6.0A	30.0W	75.0W	○	○	○
		CH2	+12V	0.8A	3.0A	36.0W		4.0A	48.0W	75.0W	○	○	○
	ZWD75-0524	CH1	+5V	0.5A	3.0A	15.0W	63.0W	6.0A	30.0W	75.0W	○	○	○
		CH2	+24V	0.8A	2.0A	48.0W		3.0A	72.0W	75.0W	○	○	○

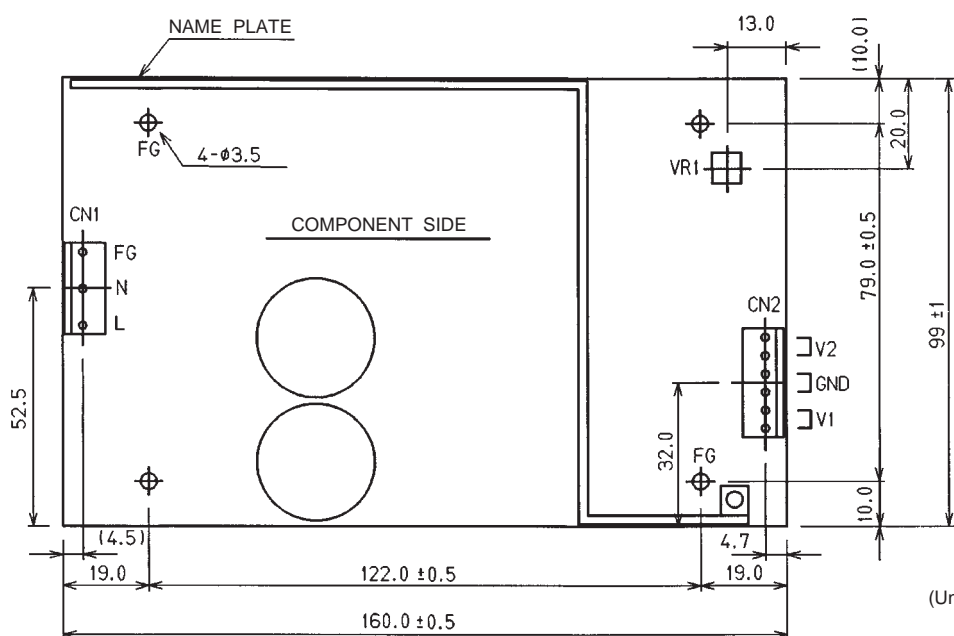
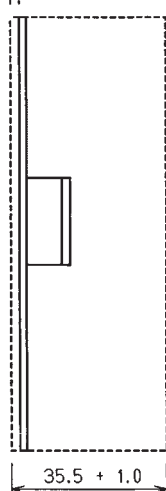
Note 1: Duration at peak current: 5 seconds max.

- Request customer specification for further details of specifications, outline, characteristics, etc.
- Read the instruction manual before usage.
- Contact us about delivery before ordering.

○ : Safety standard approved

Output drawings

LEAD CUT
LESS THAN 3MAX



(Unit: mm)