
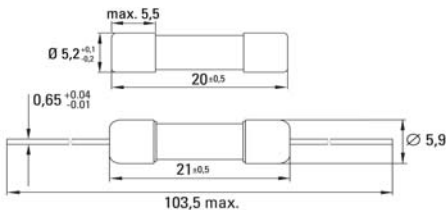


5x20mm / No. 196

This product is not recommended for new designs. Please refer to Littelfuse No. 219XA.



Dimensions (mm)



Optional Holders

IEC 60127-2/VI, 250V, T

Time-Current Characteristic

Time Lag (T)

Standard

IEC 60127-2/VI

Approvals

VDE
SEMKO
cULus Recognized
BSI License
CCC

Features

Enhanced breaking capacity
Visual fault indication
Direct solderable or plug-in versions
Internationally approved
Worldwide availability

WebLinks

Further info see:

www.wickmanngroup.com

Further application info see fuseology:

www.wickmanngroup.com/download/fuseology.pdf

Specifications

Packaging

000: Bulk (1000 pcs.)
002: Bulk (20x10 pcs.)
043: With mounted holder - Tape/Reel (1250 pcs.) on request

Materials

Tube: Glass
End Caps: Nickel-plated brass
Optional Holders: Nickel-plated caps
Tin-plated copper wires

Operating Temperature

-25°C to +70°C (consider de-rating)

Climatic Category

-25°C/+70°C/21 days (EN 60068-1.3)

Stock Conditions

+10°C to +60°C
relative humidity ≤ 75% yearly average,
without dew, maximum value for 30 days-95%

Vibration Resistance

24 cycles at 15 min. each (EN 60068-6)
10 - 60Hz at 0.75mm amplitude
60 - 2000Hz at 10g acceleration

Solderability

260°C, ≤ 3 sec. (Wave)
350°C, ≤ 1 sec. (Hand)

Soldering Heat Resistance

260°C, 10 sec. (IEC 60068-2-20)

Marking

Ⓢ, T, Current Rating, E, 250V, Approvals

Unit Weight

1.1g (approx.)
2.1g (with leads)



only 125 mA up to 8 A

Limits for Pre-arcing Time

Rated Current	1.5 x I _{Rated}	2.1 x I _{Rated}	2.75 x I _{Rated}	4 x I _{Rated}	10 x I _{Rated}
32mA ... 100mA	> 1h	< 2 min	200ms ... 10s	40ms ... 3s	10ms ... 300ms
125mA ... 6.30A	> 1h	< 2 min	600ms ... 10s	150ms ... 3s	20ms ... 300ms



Permissible continuous operating current is ≤ 100% at ambient temperature of 23°C (73.4°F).

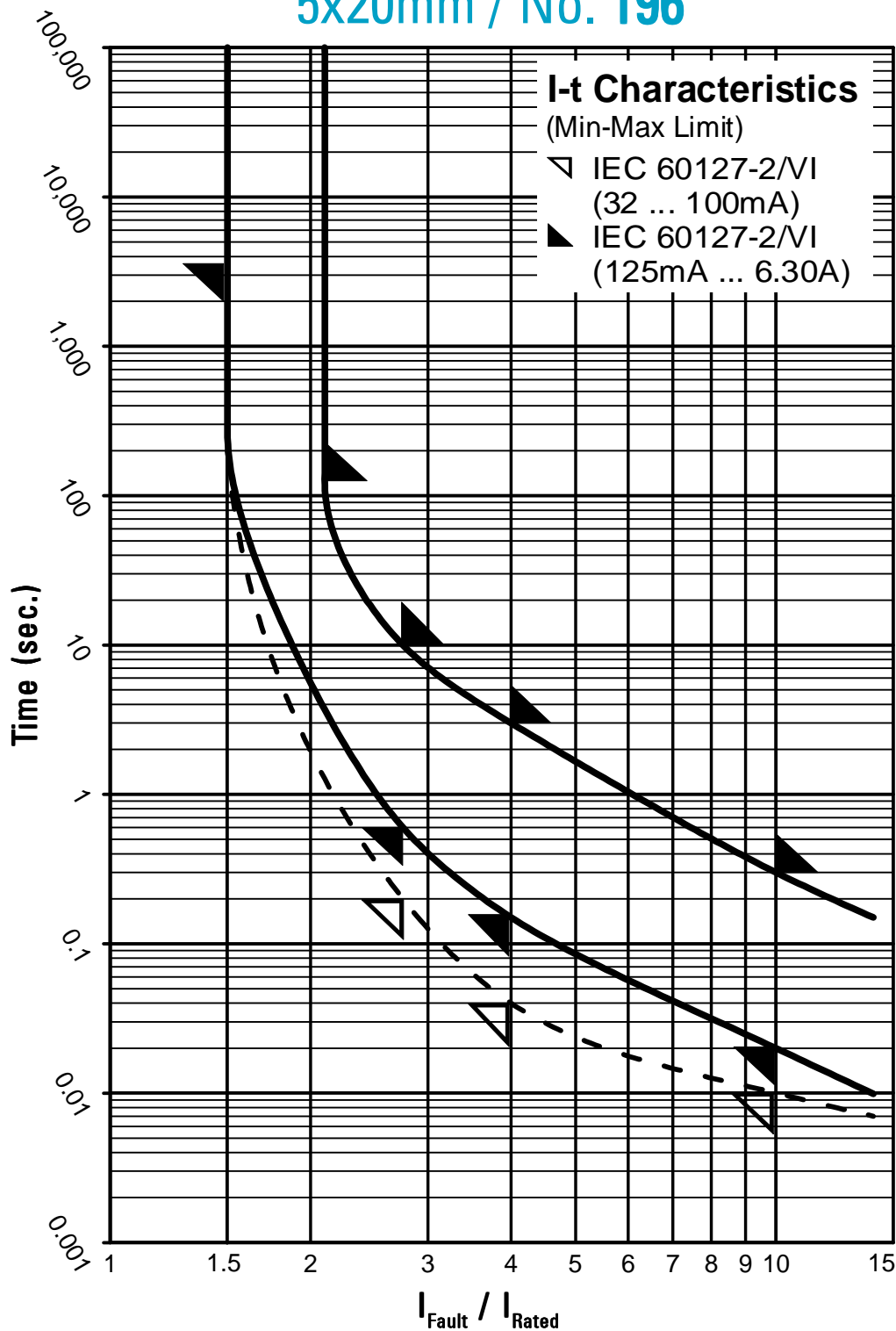
Rated Current	Amp Code	Voltage Rating	Breaking Capacity	Voltage Drop 1.0 x I _{Rated} max. (mV)	Power Dissipation 1.5 x I _{Rated} max. (W)	Melting Integral 10 x I _{Rated} min. (A²s)	Approvals VDE SEMKO cULus BSI CCC
32mA	0032	250V		2500	0.2	0.010	• • • • •
40mA	0040	250V		1600	0.2	0.011	• • • • •
50mA	0050	250V		1500	0.3	0.019	• • • • •
63mA	0063	250V		1300	0.3	0.035	• • • • •
80mA	0080	250V		1100	0.3	0.055	• • • • •
100mA	0100	250V		1000	0.3	0.075	• • • • •
125mA	0125	250V		900	0.3	0.13	• • • • •
160mA	0160	250V		800	0.4	0.24	• • • • •
200mA	0200	250V		600	0.4	0.30	• • • • •
250mA	0250	250V		550	0.4	0.90	• • • • •
315mA	0315	250V		350	0.5	1.2	• • • • •
400mA	0400	250V	150A / 250VAC 50-60Hz cos φ = 1.0	300	0.5	2.4	• • • • •
500mA	0500	250V		250	0.6	4.4	• • • • •
630mA	0630	250V		200	0.6	7.5	• • • • •
800mA	0800	250V		180	0.7	11	• • • • •
1.00A	1100	250V		150	0.7	15	• • • • •
1.25A	1125	250V		135	0.8	22	• • • • •
1.60A	1160	250V		125	0.9	36	• • • • •
2.00A	1200	250V		110	0.6	12	• • • • •
2.50A	1250	250V		100	1.0	17	• • • • •
3.15A	1315	250V		100	1.1	30	• • • • •
4.00A	1400	250V		90	1.0	50	• • • • •
5.00A	1500	250V		100	1.3	70	• • • • •
6.30A	1630	250V		70	1.5	136	• • • • •
8.00 A	1800	250V		70	2.0	149.5	• • • • •

Order Information

Qty.	Order-Number	Series	Amp Code	Packaging
		196		

Specifications are subject to change without notice

5x20mm / No. 196



Contact WICKMANN for individual I-t curves