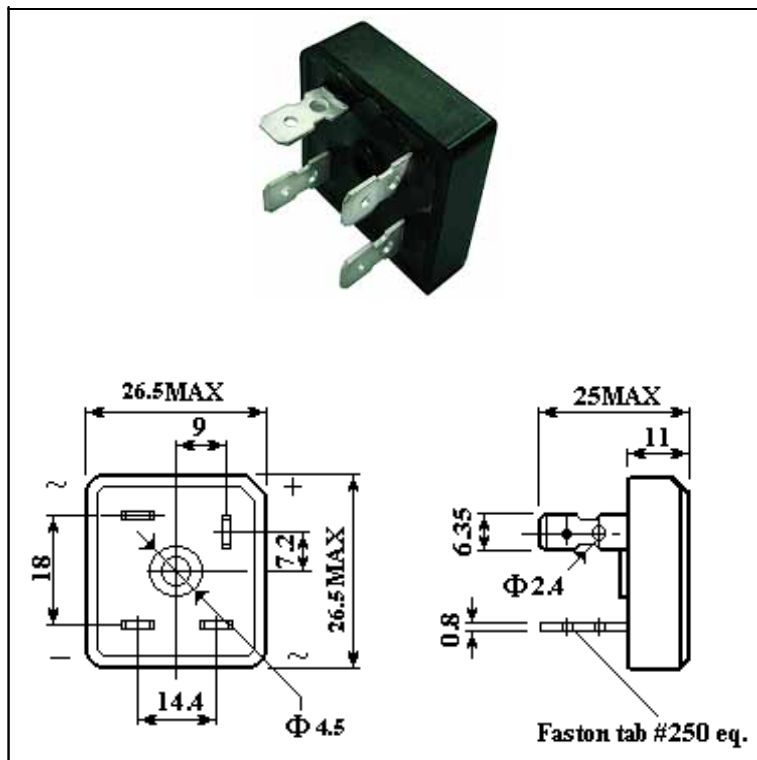


S15VB10 Thru S15VB100

High Current Glass Passivated Single-Phase Bridge Rectifier

FEATURES

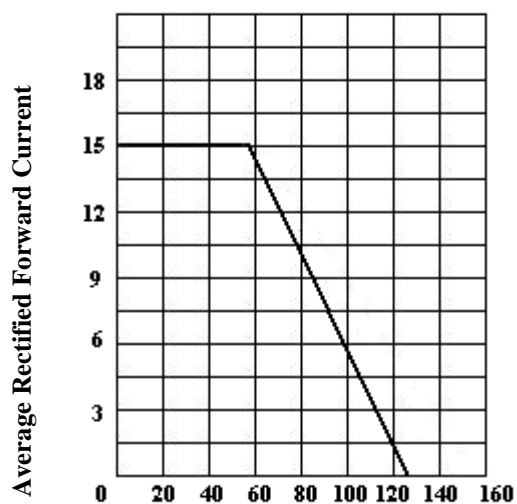
- Plastic Package has Underwriters Laboratory Flammability Classification 94V-0
- High current capacity with small package
- Glass passivated chip junctions
- Superior thermal conductivity
- High I_{FSM}



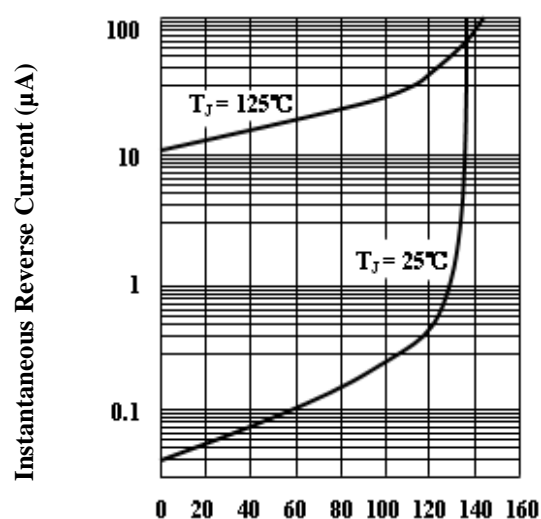
Maximum Ratings & Thermal Characteristics Ratings at 25 °C ambient temperature unless otherwise specified.

Item	Symbol	S15VB10	S15VB20	S15VB40	S15VB60	S15VB80	S15VB100	Unit
Maximum repetitive voltage	V_{RM}	100	200	400	600	800	1000	V
Maximum DC reverse current $T_A=25$ at rated DC blocking voltage $T_A=125$	I_R	10 500						μA
Average rectified forward current 60Hz sine wave, R-load with heatsink $T_c=100$	I_O	15						A
Peak forward surge current 8.3 ms single half sine-wave superimposed on rated load	I_{FSM}	200						A
Dielectric strength Terminals to case, AC 1 minute Current 1mA	V_{dia}	2						KV
Max instantaneous forward voltage at 7.5A	V_F	1.1						V
Operating junction temperature	T_j	125						
Storage temperature	T_{stg}	-40~150						

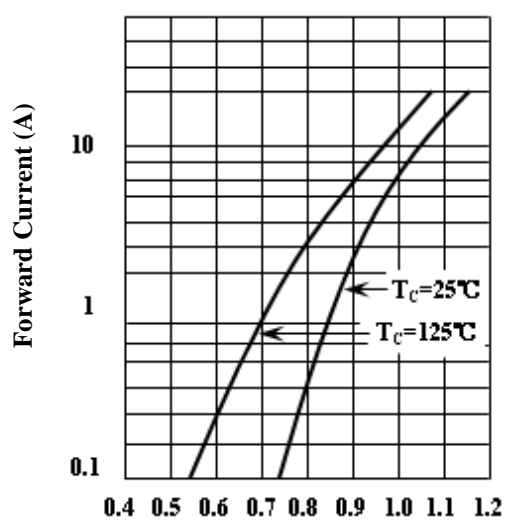
S15VB10 Thru S15VB100

Fig.1 Derating Curve


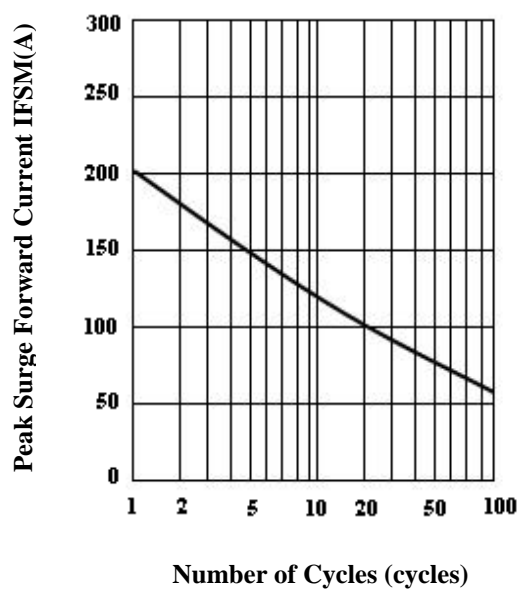
Case Temperature T_c (°C)

Fig.2 Typical Reverse Characteristics


Percent of Rated Peak Reverse Voltage %

Fig.3 Forward Voltage


Forward Voltage V_F (V)

Fig.4 Peak Surge Forward Capability


Number of Cycles (cycles)