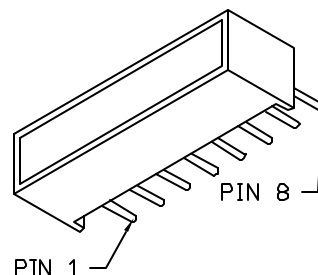
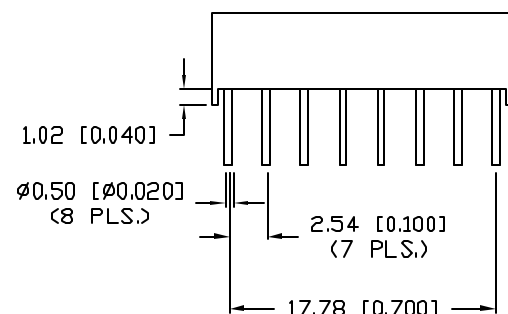
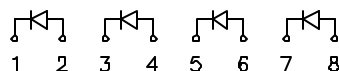
ELECTRO-OPTICAL CHARACTERISTICS  $T_A=25^\circ\text{C}$   $I_f=20\text{mA}$ 

| PARAMETER          | MIN                  | TYP | MAX | UNITS    | TEST COND            |
|--------------------|----------------------|-----|-----|----------|----------------------|
| PEAK WAVELENGTH    |                      | 610 |     | nm       |                      |
| FORWARD VOLTAGE    |                      | 2.0 | 2.6 | $V_f$    |                      |
| REVERSE VOLTAGE    | 5.0                  |     |     | $V_r$    | $I_r=100\mu\text{A}$ |
| AXIAL INTENSITY    |                      | 180 |     | mcd      | $I_f=20\text{mA}$    |
| VIEWING ANGLE      |                      | 160 |     | 2x theta |                      |
| EMITTED COLOR:     | ORANGE               |     |     |          |                      |
| EPOXY LENS FINISH: | MILKY WHITE DIFFUSED |     |     |          |                      |

LIMITS OF SAFE OPERATION AT  $25^\circ\text{C}$  PER CHIP

| PARAMETER                      | MAX        | UNITS                |
|--------------------------------|------------|----------------------|
| PEAK FORWARD CURRENT*          | 150        | mA                   |
| STEADY CURRENT                 | 30         | mA                   |
| POWER DISSIPATION              | 105        | mW                   |
| DERATE FROM $25^\circ\text{C}$ | -1.2       | mW/ $^\circ\text{C}$ |
| OPERATING, STORAGE TEMP.       | -40 TO +85 | $^\circ\text{C}$     |
| SOLDERING TEMP.                | +260       | $^\circ\text{C}$     |
| 2.0mm FROM BODY                |            | 3 SEC. MAX           |

\*  $t < 10\mu\text{s}$ 

\*UNLESS OTHERWISE SPECIFIED TOLERANCES PER DECIMAL PRECISION ARE: X=±1 (±0.039), X.X=±0.5 (±0.020), X.XX=±0.25 (±0.010), X.XXX=±0.127 (±0.005). LEAD SIZE=±0.05 (±0.002), LEAD LENGTH=±0.75 (±0.030), MIN=+DECIMAL PRECISION MAX.=+0.00 -DECIMAL PRECISION

REV.

PART NUMBER

SSB-LX2450SOW

## CONFIDENTIAL INFORMATION

THE INFORMATION CONTAINED IN THIS DOCUMENT IS THE PROPERTY OF LUMEX INC. EXCEPT AS SPECIFICALLY AUTHORIZED IN WRITING BY LUMEX INC., THE HOLDER OF THIS DOCUMENT SHALL KEEP ALL INFORMATION CONTAINED HEREIN CONFIDENTIAL AND SHALL PROTECT SAME IN WHOLE OR IN PART FROM DISCLOSURE AND DISSEMINATION TO ALL THIRD PARTIES.

## RELIABILITY NOTE

OUR MANY YEARS OF EXPERIENCE DATA ACCUMULATION INDICATE THAT SOLDER HEAT IS A MAJOR CAUSE OF EARLY AND FUTURE FAILURE. PLEASE PAY ATTENTION TO YOUR SOLDERING PROCESS.



290 E. HELEN ROAD  
PALATINE, IL 60067-6976  
PHONE: +1.847.359.2790  
US WEB: www.lumex.com  
TW WEB: www.lumex.com.tw

5mm x 20mm 4 CHIP LIGHT BAR,  
610nm SUPER ORANGE CHIPS, MILKY WHITE DIFFUSED.

DRAWN BY:

GT

CHECKED BY:

APPROVED BY:

DATE: 6.21.01

PAGE: 1 OF 1

SCALE: N/A