

UNCONTROLLED DOCUMENT

PART NUMBER

SSI-LXR3612HGW-150

REV.

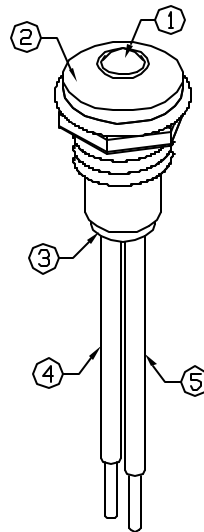
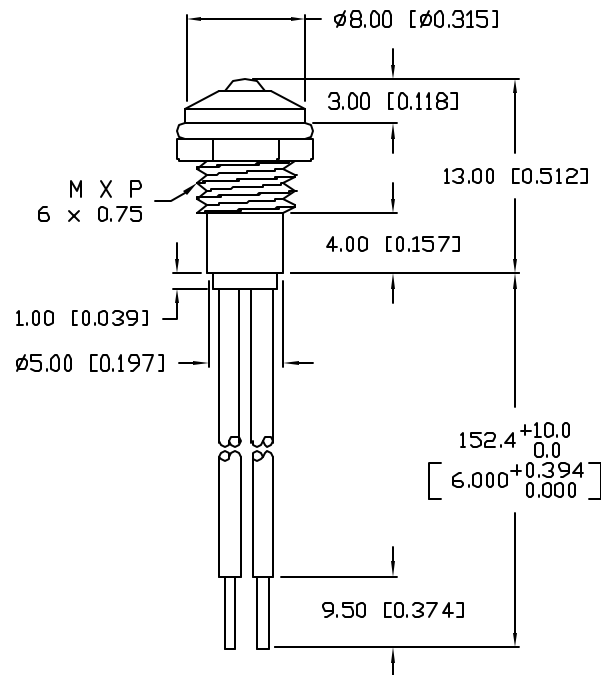
A

REV. E.C.N. NUMBER AND REVISION COMMENTS

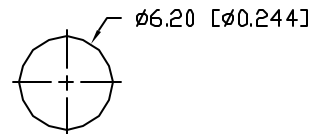
DATE

A E.C.N. #10BRDR. & REDRAWN IN 3D.

10.30.01



PANEL CUTOUT



NOTES:

1. SSL-LX3054HGW, RED/GREEN LED, TRIM LEADS TO 5mm.
2. SSI-LXR3612 HOLDER, CHROME FINISH.
3. SSH-LXH1612BSG, BUSHING, INSERT AND CRIMP.
4. RED ANODE LEAD: LXP-WST26RDTQC, 26 AWG. STRANDED, RED INSULATION, CUT TO 157mm LONG, STRIP ENDS 2mm AND 9.5mm.
5. GREEN ANODE LEAD: LXP-WST26BLTQC, 26 AWG. STRANDED, BLACK INSULATION, CUT TO 157mm LONG, STRIP ENDS 2mm AND 9.5mm.
6. SOLDER LED LEADS TO WIRE LEADS.

ELECTRO-OPTICAL CHARACTERISTICS $T_A=25^\circ\text{C}$ $I_f=20\text{mA}$

PARAMETER	MIN	TYP	MAX	UNITS	TEST COND
PEAK WAVELENGTH		700 (RED) 565 (GREEN)		nm	
FORWARD VOLTAGE (R/G)		2.0/2.2	2.5/2.6	V_f	
REVERSE VOLTAGE	5.0			V_r	$I_r=100\mu\text{A}$
AXIAL INTENSITY		5/20		mcd	$I_f=20\text{mA}$
VIEWING ANGLE		60		2x theta	
EMITTED COLOR:	RED/GREEN				
EPOXY LENS FINISH:	MILKY WHITE DIFFUSED				

LIMITS OF SAFE OPERATION AT 25°C

PARAMETER	COLORS	MAX	UNITS
PEAK FORWARD CURRENT*		150	mA
STEADY CURRENT		25	mA
POWER DISSIPATION	(R/G)	120/105	mW
DERATE FROM 25°C		-1.6	mW/ $^\circ\text{C}$
OPERATING, STORAGE TEMP.		-40 TO +85	$^\circ\text{C}$
SOLDERING TEMP.		+260	$^\circ\text{C}$
2.0mm FROM BODY			3 SEC. MAX

* $t < 10\mu\text{s}$

*UNLESS OTHERWISE SPECIFIED TOLERANCES PER DECIMAL PRECISION ARE: X=±1 (±0.039), X.X=±0.5 (±0.020), X.XX=±0.25 (±0.010), X.XXX=±0.127 (±0.005). LEAD SIZE=±0.05 (±0.002), LEAD LENGTH=±0.75 (±0.030). MIN=+DECIMAL PRECISION MAX.=+0.00 -0.00 DECIMAL PRECISION

REV.

A

PART NUMBER

SSI-LXR3612HGW-150

T-3mm (T-1) RED/GREEN LED PANEL INDICATOR,
MILKY WHITE DIFFUSED LENS, WITH 6" WIRE LEADS.

CONFIDENTIAL INFORMATION

THE INFORMATION CONTAINED IN THIS DOCUMENT IS THE PROPERTY OF LUMEX INC. EXCEPT AS SPECIFICALLY AUTHORIZED IN WRITING BY LUMEX INC., THE HOLDER OF THIS DOCUMENT SHALL KEEP ALL INFORMATION CONTAINED HEREIN CONFIDENTIAL AND SHALL PROTECT SAME IN WHOLE OR IN PART FROM DISCLOSURE AND DISSEMINATION TO ALL THIRD PARTIES.

RELIABILITY NOTE

OUR MANY YEARS OF EXPERIENCE DATA ACCUMULATION INDICATE THAT SOLDER HEAT IS A MAJOR CAUSE OF EARLY AND FUTURE FAILURE. PLEASE PAY ATTENTION TO YOUR SOLDERING PROCESS.



290 E. HELEN ROAD
PALATINE, IL 60067-6976
PHONE: +1.847.359.2790
US WEB: www.lumex.com
TW WEB: www.lumex.com.tw

DRAWN BY:

BC

CHECKED BY:

APPROVED BY:

DATE: 12.23.98

PAGE: 1 OF 1

SCALE: N/A