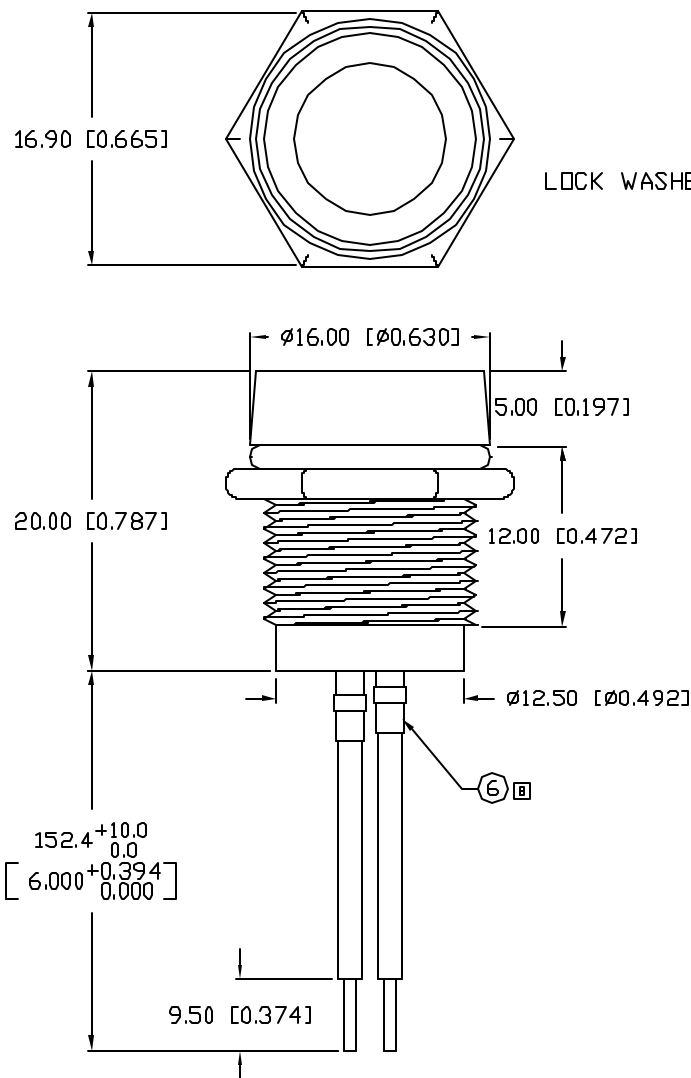
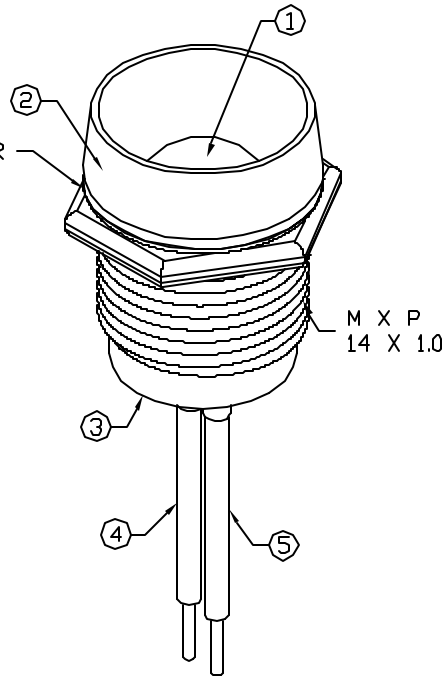


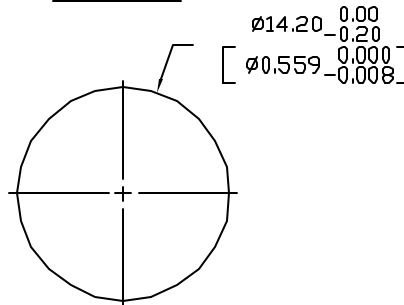
UNCONTROLLED DOCUMENT



LOCK WASHER

M X P
14 X 1.0

PANEL CUTOUT

PART NUMBER
SSI-LXR4915SYD-150

REV.

B

REV.	E.C.N. NUMBER AND REVISION COMMENTS	DATE
A	E.C.N. #10857.	4.25.02
B	E.C.N. #10907.	9.17.02

ELECTRO-OPTICAL CHARACTERISTICS $T_A=25^\circ\text{C}$ $I_f=20\text{mA}$

PARAMETER	MIN	TYP	MAX	UNITS	TEST COND
PEAK WAVELENGTH		590		nm	
FORWARD VOLTAGE		2.1	2.5	V_f	
REVERSE VOLTAGE	5.0			V_r	$I_r=100\mu\text{A}$
AXIAL INTENSITY		350		med	$I_f=20\text{mA}$
VIEWING ANGLE		60		2x theta	
EMITTED COLOR:	YELLOW				
EPOXY LENS FINISH:	YELLOW DIFFUSED				

LIMITS OF SAFE OPERATION AT 25°C

PARAMETER	MAX	UNITS
PEAK FORWARD CURRENT*	150	mA
STEADY CURRENT	30	mA
POWER DISSIPATION	105	mW
DERATE FROM 25°C	-1.2	mW/ $^\circ\text{C}$
OPERATING, STORAGE TEMP.	-40 TO +85	$^\circ\text{C}$

* $t < 10\mu\text{s}$

NOTES:

1. SSL-LX100133SYD, YELLOW LED UNCUT LEADS.
2. SSI-LXR4915, CHROME HOUSING.
3. NEOPRENE RUBBER BUSHING.
4. ANODE LEAD: LXP-WST24RDTCC, 24 AWG STRANDED, RED INSULATION, CUT 142mm LONG, STRIP 3mm & 9.5mm.
5. CATHODE LEAD: LXP-WST24BLTCC, 24 AWG STRANDED, BLACK INSULATION, CUT 142mm, STRIP 3mm & 9.5mm.
6. LXP-HEATSHRINK-2; 1/16" X 37mm (2 PCS.)

UNCONTROLLED DOCUMENT

*UNLESS OTHERWISE SPECIFIED TOLERANCES PER DECIMAL PRECISION ARE: X=±1 (±0.039), X.X=±0.5 (±0.020), X.XX=±0.25 (±0.010), X.XXX=±0.127 (±0.005). LEAD SIZE=±0.05 (±0.002), LEAD LENGTH=±0.75 (±0.030), MIN.= $\begin{matrix} +0.00 \\ -0.00 \end{matrix}$ DECIMAL PRECISION MAX.= $\begin{matrix} +0.00 \\ -0.00 \end{matrix}$ DECIMAL PRECISION

REV.

B

PART NUMBER

SSI-LXR4915SYD-150

10mm, 590nm AlInGaP YELLOW LED PANEL INDICATOR,
YELLOW DIFFUSED LENS, 6" WIRE LEADS.

CONFIDENTIAL INFORMATION

THE INFORMATION CONTAINED IN THIS DOCUMENT IS THE PROPERTY OF LUMEX INC. EXCEPT AS SPECIFICALLY AUTHORIZED IN WRITING BY LUMEX INC., THE HOLDER OF THIS DOCUMENT SHALL KEEP ALL INFORMATION CONTAINED HEREIN CONFIDENTIAL AND SHALL PROTECT SAME IN WHOLE OR IN PART FROM DISCLOSURE AND DISSEMINATION TO ALL THIRD PARTIES.

RELIABILITY NOTE

OUR MANY YEARS OF EXPERIENCE DATA ACCUMULATION INDICATE THAT SOLDER HEAT IS A MAJOR CAUSE OF EARLY AND FUTURE FAILURE. PLEASE PAY ATTENTION TO YOUR SOLDERING PROCESS.



290 E. HELEN ROAD
PALATINE, IL 60067-6976
PHONE: +1.847.359.2790
US WEB: www.lumex.com
TW WEB: www.lumex.com.tw

DRAWN BY:

BC

CHECKED BY:

APPROVED BY:

DATE: 1.2.02

PAGE: 1 OF 1

SCALE: N/A