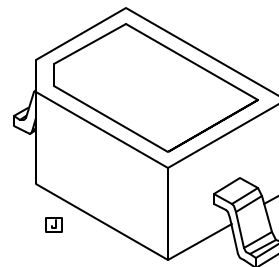
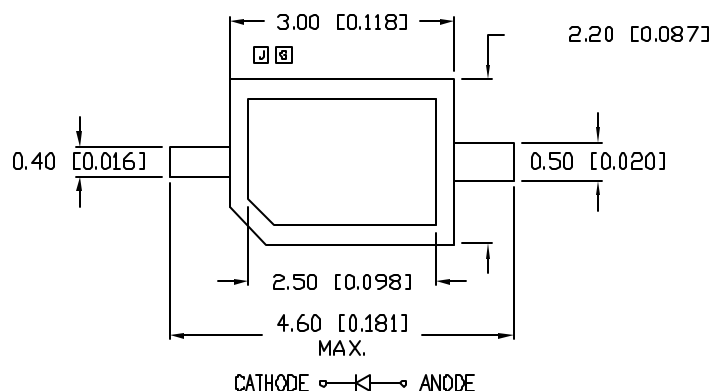
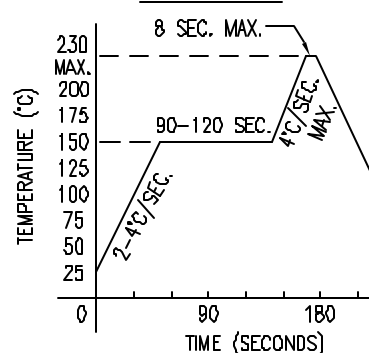


UNCONTROLLED DOCUMENT



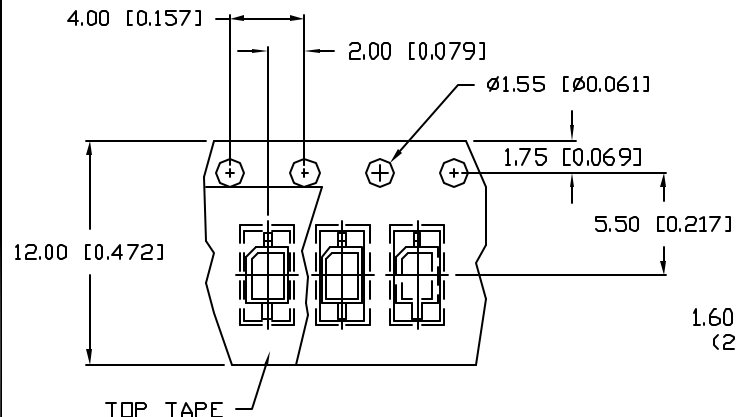
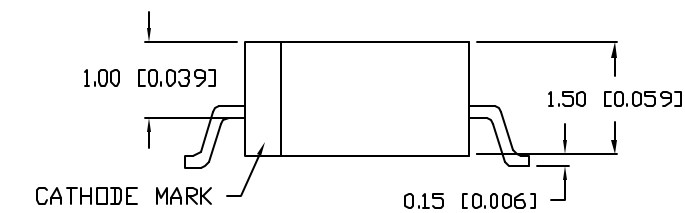
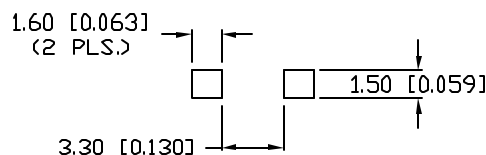
REFLOW PROFILE



NOTES:

1. SUPPLIED ON 12mm TAPE, 2,000 PIECES PER REEL.
2. THE CATHODE IS ORIENTED TOWARDS THE SPROCKET HOLE.

RECOMMENDED SOLDER PAD LAYOUT



TAPE FEED DIRECTION →
REPLACES PART #: SML-LX1725SRC-TR

*UNLESS OTHERWISE SPECIFIED TOLERANCES PER DECIMAL PRECISION ARE: X=±1 (±0.039), XX=±0.5 (±0.020), XXX=±0.25 (±0.010), XXXX=±0.127 (±0.005). LEAD SIZE=±0.05 (0.002), LEAD LENGTH=±0.75 (±0.030), MIN.= +DECIMAL PRECISION -0.00, MAX.= +0.00 -DECIMAL PRECISION

PART NUMBER

SSL-LXA1725SRC-TR

REV.

M

REV.	E.C.N. NUMBER AND REVISION COMMENTS	DATE
A	CHANGED PART NUMBER.	7.24.95
B	E.C.N. #10117.	1.29.96
C	E.C.N. #10130.	2.29.96
D	E.C.N. #10209.	7.9.96
E	E.C.N. #10275.	11.22.96
F	E.C.N. #10BRDR. & REDRAWN.	5.27.98
G	E.C.N. #10462. & #10BRDR.	10.8.98
H	E.C.N. #10529.	6.29.99
I	E.C.N. #10543.	8.11.99
J	E.C.N. #10601.	3.13.00
K	E.C.N. #10695	1.5.01
L	E.C.N. #10745.	5.31.01
M	E.C.N. #10761.	6.18.01

ELECTRO-OPTICAL CHARACTERISTICS $T_A=25^\circ\text{C}$ $I_f=20\text{mA}$

PARAMETER	MIN	TYP	MAX	UNITS	TEST COND
PEAK WAVELENGTH		650		nm	
FORWARD VOLTAGE		2.0	2.4	V_f	
REVERSE VOLTAGE	5.0			V_r	$I_f=100\mu\text{A}$
AXIAL INTENSITY		30		mcad	$I_f=20\text{mA}$
VIEWING ANGLE		130		2x theta	
EMITTED COLOR:	RED				
EPOXY LENS FINISH:	WATER CLEAR				

LIMITS OF SAFE OPERATION AT 25°C

PARAMETER	MAX	UNITS
PEAK FORWARD CURRENT*	180	mA
STEADY CURRENT	25	mA
POWER DISSIPATION	60	mW
DERATE FROM 25°C	-1.2	mW/ $^\circ\text{C}$
OPERATING, STORAGE TEMP.	-40 TO +85	$^\circ\text{C}$

* $t < 10\mu\text{s}$

CAUTION: MOISTURE SENSITIVE DEVICE

1. SHELF LIFE IN SEALED BAG:
12 MONTHS AT $<40^\circ\text{C}$ AND $<90\%$ RELATIVE HUMIDITY (RH).
2. AFTER THIS BAG IS OPENED, DEVICES HAVE TO BE MOUNTED WITHIN 48 HOURS OR STORED AT $<30\%$ RH.

UNCONTROLLED DOCUMENT

REV.

M

PART NUMBER

SSL-LXA1725SRC-TR

AXIAL LEAD WITH FLAT TOP AND MOLDED REFLECTOR,
650nm SUPER RED LED, WATER CLEAR LENS, TAPE AND REEL.

CONFIDENTIAL INFORMATION

THE INFORMATION CONTAINED IN THIS DOCUMENT IS THE PROPERTY OF LUMEX INC. EXCEPT AS SPECIFICALLY AUTHORIZED IN WRITING BY LUMEX INC., THE HOLDER OF THIS DOCUMENT SHALL KEEP ALL INFORMATION CONTAINED HEREIN CONFIDENTIAL AND SHALL PROTECT SAME IN WHOLE OR IN PART FROM DISCLOSURE AND DISSEMINATION TO ALL THIRD PARTIES.

RELIABILITY NOTE

OUR MANY YEARS OF EXPERIENCE DATA ACCUMULATION INDICATE THAT SOLDER HEAT IS A MAJOR CAUSE OF EARLY AND FUTURE FAILURE. PLEASE PAY ATTENTION TO YOUR SOLDERING PROCESS.



290 E. HELEN ROAD
PALATINE, IL 60067-6976
PHONE: +1.847.359.2790
US WEB: www.lumex.com
TW WEB: www.lumex.com.tw

DRAWN BY:

CT

CHECKED BY:

APPROVED BY:

DATE: 4.4.95

PAGE: 1 OF 1

SCALE: N/A