

Features

- Low profile
- Single piece circuit board construction
- Multiple gain and beamwidth options available
- Color and finish options available
- Available in 3 frequency bands

Description

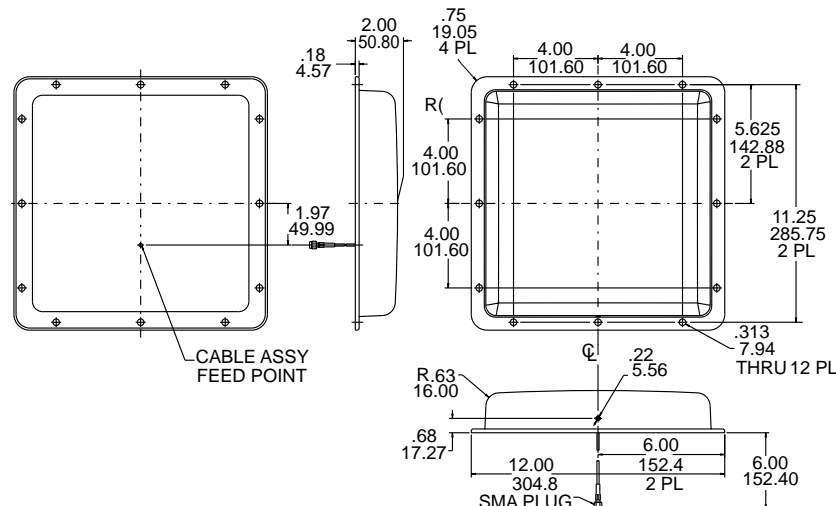
M/A-COM's WLL subscriber antenna belongs to our family of Planar Array antennas. With our patented technology and automated production process, we can quickly and cost effectively derive antennas that fit your requirements.

Our WLL antennas are assembled with an innovative backplane which becomes a shielded enclosure to house RF and/or digital electronics. The antenna element alone may also be purchased for integration into your housing.



Specifications

Part Number	Frequency	Gain	Beamwidth Azimuth (3 dB)	Beamwidth Elevation (3 dB)	VSWR	Dimensions
ANAD-158W-A-6-SM	1850 – 1990 MHz	14 dB	30° nominal	28° nominal	1.5:1/1.6:1 typical	12" x 12" x 2"
ANAD-159W-A-6-SM	2300 – 2500 MHz	16 dB	28° nominal	27° nominal	1.5:1/1.6:1 typical	12" x 12" x 2"
ANAD-160W-A-6-SM	3400 – 3700 MHz	18 dB	23° nominal	17° nominal	1.5:1/1.6:1 typical	12" x 12" x 2"



Note: Dimensions given in inches over millimeters.

Specifications Subject to Change Without Notice

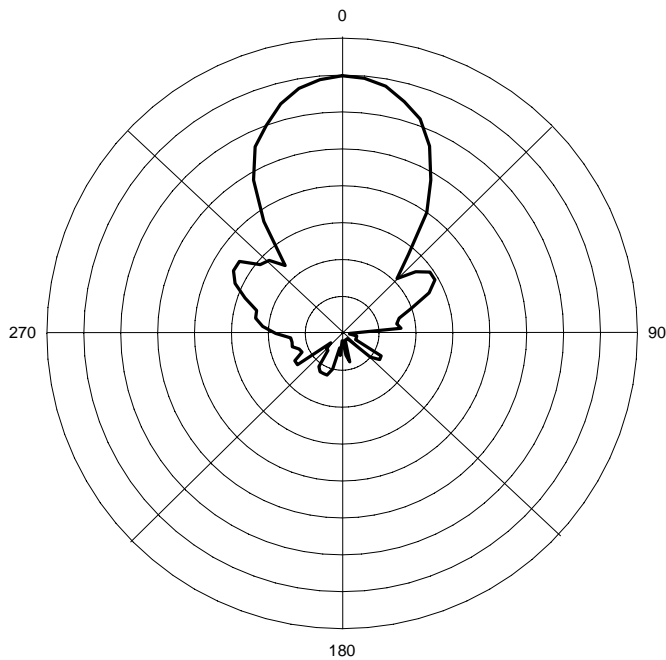
M/A-COM Inc.

North America: Tel. (800) 366-2266
Fax (800) 618-8883

Asia/Pacific: Tel. +85 2 2111 8088
Fax +85 2 2111 8087

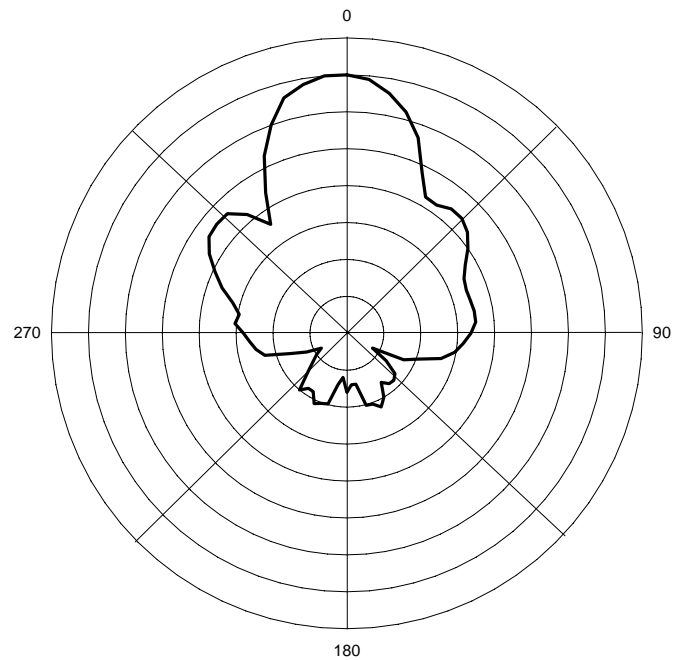
◆ Europe: Tel. +44 (1344) 869-595
Fax +44 (1344) 300-020

Vertical Polarization
Azimuth @ 1920 MHz



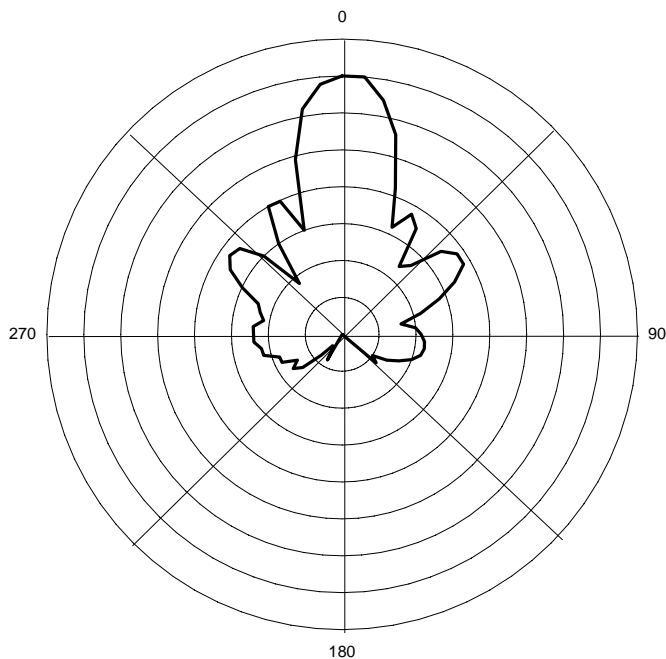
5 dB per division

Vertical Polarization
Azimuth @ 2300 MHz



5 dB per division

Vertical Polarization
Azimuth @ 3700 MHz



5 dB per division

Specifications Subject to Change Without Notice.

M/A-COM Inc.

North America: Tel. (800) 366-2266
Fax (800) 618-8883

♦ Asia/Pacific: Tel. +85 2 2111 8088
Fax +85 2 2111 8087

♦ Europe: Tel. +44 (1344) 869-595
Fax +44 (1344) 300-020